



# FROM THE EQUITY DESK

## Monthly Outlook

### Summary

- MSCI Asia ex Japan (AxJ) gained 4.7% in USD terms, outperforming the MSCI AC World and MSCI Emerging Markets Indices. The results of the French presidential elections buoyed sentiment and outweighed patchy economic growth data.
- South Korea was the best-performing market in the region, following the election of president Moon Jae In and easing geopolitical tension between China and Korea.
- China also did well, despite Moody's downgrade of its sovereign credit rating and a growth slowdown. The central Bank's clarification that financial deleveraging is not monetary tightening eased market fears.
- India, Malaysia and Thailand lagged the regional benchmark. India was weighed down by weaker-than-expected GDP growth. In Thailand, corporate earnings disappointed, while heavy rainfall, a weak household balance sheet, and a slowdown in fiscal spending curbed domestic consumption.
- Valuations across AxJ remain reasonable despite the recent re-rating, and should be well supported by earnings upgrades across major sectors following a decent reporting season.
- We maintain an overweight to China, with a preference to sectors such as Internet, Tourism, Healthcare and Consumer. We also continue to favour India as we expect increased government tax revenues to be redeployed into infrastructure development. Meanwhile, we remain constructive on Korea, Taiwan and Indonesia, while reducing our exposure to Thailand.

### Asian Equity

#### Market Review

- Asia ex-Japan equities continued to rise in May. Asian equities continued their upward trajectory, with the MSCI Asia ex Japan (AxJ) Index rising by another 4.7% in US dollar (USD) terms and outperforming both the MSCI AC World and MSCI Emerging Markets (EM) indices. Year-to-date (YTD) returns now tally a respectable 20.9%; it is not surprising therefore that this rally has started to attract sizeable inflows into EM and Asian equities. Results of the French presidential elections buoyed sentiment early in the month, and seemed to give markets enough impetus to overlook patchy growth data. Asian currencies were largely stable with the exception of the KRW, MYR and THB which rallied 1.5-2.0% against the USD. Gold was lacklustre, and oil continued to slip.

#### 1-Year Market Performance of MSCI Asia ex Japan versus Emerging Markets versus All Country World Index



Source: Bloomberg, 31 May 2017. Returns are in USD. Past performance is not necessarily indicative of future performance.

### MSCI Asia ex Japan versus Emerging Markets versus All Country World Index Price-to-Earnings



Source: Bloomberg, 31 May 2017. Returns are in USD. Past performance is not necessarily indicative of future performance.

- South Korea outpaced its regional counterparts**

South Korea (up 8.1% in USD terms) was the best performing market in the region. In local currency terms, the domestic KOSPI Index posted its highest monthly gain in the past five years. The election of President Moon and his nomination of top-level officials demonstrated the new government's hawkish stance on chaebols (family-run conglomerates); consequently, the large holding companies were the key beneficiaries with rising market speculation of a potential restructuring event. Easing geopolitical tension between China and Korea also proved a tailwind for markets. The KRW's 1.7% appreciation against the USD gave a fillip to USD returns.

- China outperformed despite Moody's downgrade**

MSCI China gained 5.3% in USD terms. The market shrugged off Moody's one-notch downgrade of China's sovereign rating, as well as a slowdown in growth. The People's Bank of China (PBoC)'s clarification that financial deleveraging is not monetary tightening eased market fears, and the CNY's 1% appreciation in the month dampened depreciation concerns. Technical factors also contributed, with mutual market access (MMA) southbound flows rising 50% month-on-month (MoM) and EM seeing inflows of USD11bn (China is 27% of MSCI EM). Growth is slowing from its 1Q17 high; the producer price index (PPI) peaked at 7.8% over a year ago (oya) in February and was 6.4% in April, and credit growth has been decelerating for five consecutive months now.

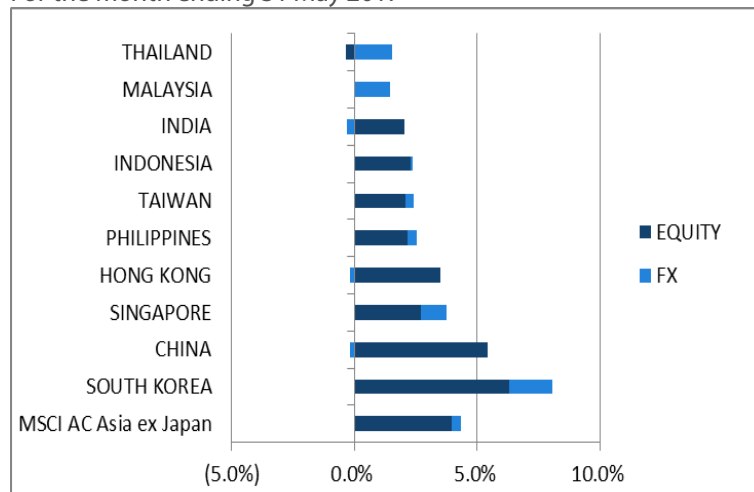
- India, Malaysia and Thailand lagged**

India (up 1.8% in USD terms) lagged the regional benchmark. Q4FY17 GDP growth surprised sharply to the downside and economic data points remain weak. Purchasing managers' index (PMI) and industrial production (IP) trends softened in April and are still below pre-demonetisation levels. Sector performance was divergent. Consumer Staples & Discretionary outperformed, led by solid earnings and positive guidance, while Healthcare was the key underperformer, as steep pricing declines in the US generic markets weighed on the earnings outlook.

Elsewhere, Malaysia and Thailand were flat in local currency terms. Thai corporate 1Q17 earnings generally disappointed. Heavy rainfall, a weak household balance sheet, and a slowdown in fiscal spending have started to weigh on domestic consumption. Concerns on corporate capital calls also affected market sentiment.

### MSCI AC Asia ex Japan Index

For the month ending 31 May 2017

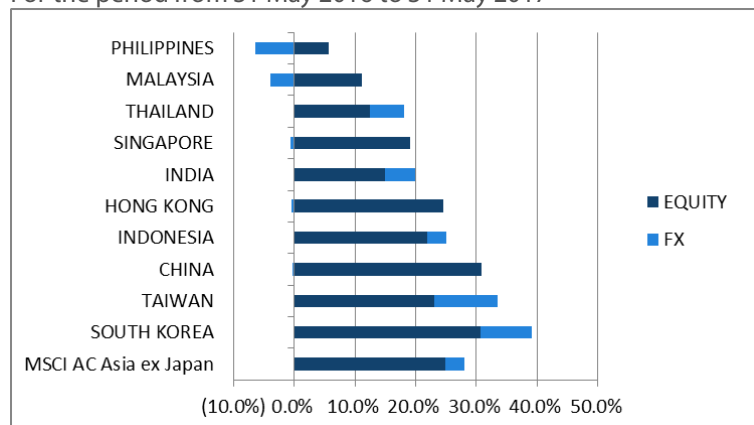


Source: Bloomberg, 31 May 2017

Note: Equity returns refer to MSCI indices quoted in local currencies while FX refers to local currency movement against USD. Returns are based on historical prices. Past performance is not necessarily indicative of future performance.

### MSCI AC Asia ex Japan Index

For the period from 31 May 2016 to 31 May 2017



Source: Bloomberg, 31 May 2017

Note: Equity returns refer to MSCI indices quoted in local currencies while FX refers to local currency movement against USD. Returns are based on historical prices. Past performance is not necessarily indicative of future performance.

## Market Outlook

- Valuations remain reasonable and should be supported by earnings upgrades**

Although valuations across AxJ have re-rated this year following a broad-based rally, they are still not excessive, and should be well supported by earnings upgrades across major sectors following a decent reporting season. The MSCI AxJ Index trades

on a 1.5x forward price-to-book (P/B) multiple compared to a 2.2x P/B multiple for the MSCI World Index.

- **Maintain overweights to China and India**

China's economy has positively surprised year-to-date despite the market's ongoing preoccupation with persistent stringent financial regulations. This will likely lead to some moderation in the near term as slower loan growth and receding producer price inflation filters through to the broader economy. However, this should be largely offset by rising domestic demand ahead of the 19th National Congress scheduled for November this year. The government continues to push public-private partnership (PPP) programmes as a means of attracting private capital. We remain overweight Chinese stocks, with a preference for new economy sectors such as Internet, Tourism and Healthcare. We have also recently added positions in the Consumer sector.

India also remains a key overweight. The crackdown on black money and the recent demonetisation exercise have driven a steady flow of monies into domestic equity funds, which in turn has pushed the local stock market higher. The imminent rollout of government service tax (GST) will create a homogenous domestic market, and drive a structural increase in government tax revenue which will likely be redeployed into infrastructure development. Notwithstanding lukewarm quarterly results and a widening gap between market prices and underlying value, there remain pockets of structural beneficiaries at reasonable valuations. The expectation for a near-normal monsoon augurs well for consumer spending.

- **Remain constructive on Taiwan and Korea**

We remain constructive on Korea and Taiwan, which are Asia's major tech hubs and key export economies. The election of new president Moon Jae In sets the stage for greater fiscal spending and corporate reform. Despite elevated sabre-rattling by North Korea, or perhaps because of it, the relationship with China appears on the mend. We are optimistic that the improvement in earnings across the majority of Korean companies can continue. In Taiwan we remain selective with holdings spread across niche segments of the technology sector and companies with good long term cross-straits franchises.

- **Favour Indonesia; have reduced exposure to Thailand**

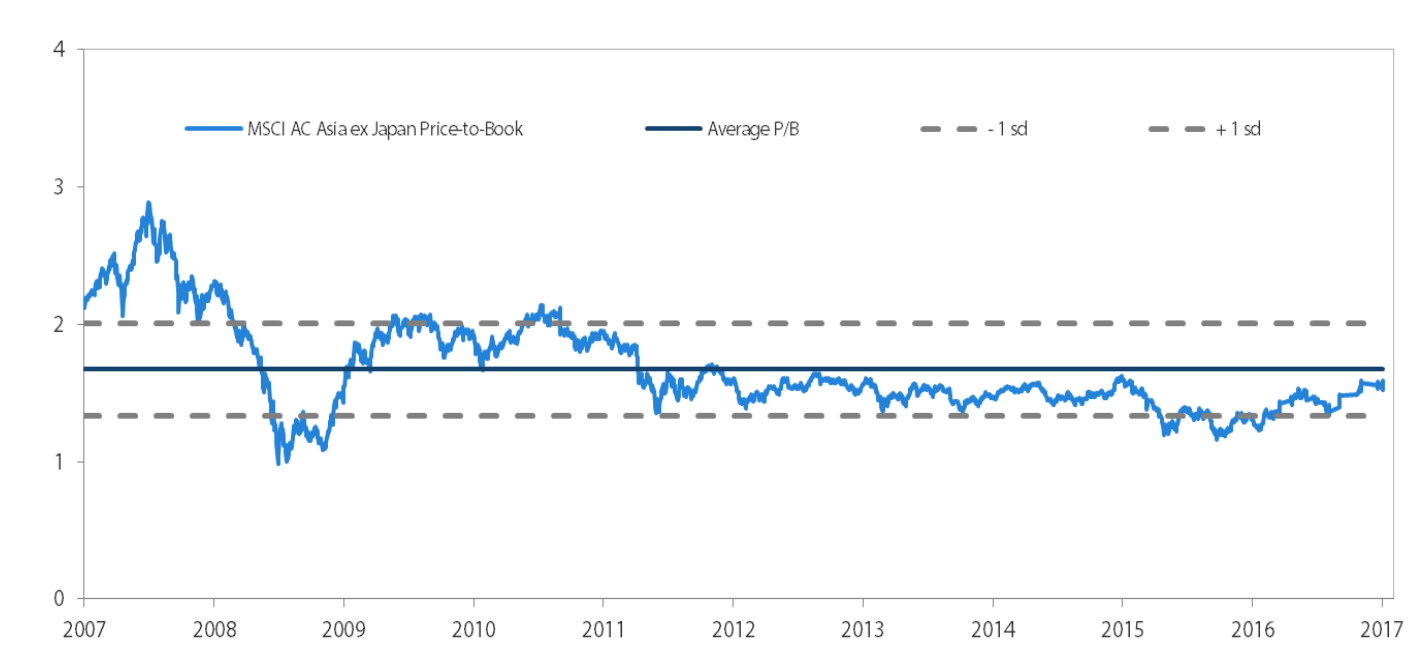
Within ASEAN, we have become more constructive towards Indonesia and are looking for opportunities to add to our exposure there. Following the peaceful election of Jakarta's new mayor, we expect a pick-up in domestic activity, particularly infrastructure. Banks appear to be dealing with the credit cycle on the front foot. In Thailand, we find overall economic conditions tepid and await clarity vis-à-vis the new King; we have reduced our exposure here. There is no change in our stance towards the Philippines where we are cognisant of slowing GDP growth and limited progress on infrastructure under president Duterte. We maintain our zero weight to Malaysia.

## Appendix

### MSCI AC Asia ex Japan Price-to-Earnings



### MSCI AC Asia ex Japan Price-to-Book



Source: Bloomberg, 31 May 2017. Ratios are computed in USD. The horizontal lines represent the average (the middle line) and one standard deviation on either side of this average for the period shown. Past performance is not necessarily indicative of future performance.

## Important Information

This document is prepared by Nikko Asset Management Co., Ltd. and/or its affiliates (**Nikko AM**) and is for distribution only under such circumstances as may be permitted by applicable laws. This document does not constitute investment advice or a personal recommendation and it does not consider in any way the suitability or appropriateness of the subject matter for the individual circumstances of any recipient.

This document is for information purposes only and is not intended to be an offer, or a solicitation of an offer, to buy or sell any investments or participate in any trading strategy. Moreover, the information in this material will not affect Nikko AM's investment strategy in any way. The information and opinions in this document have been derived from or reached from sources believed in good faith to be reliable but have not been independently verified. Nikko AM makes no guarantee, representation or warranty, express or implied, and accepts no responsibility or liability for the accuracy or completeness of this document. No reliance should be placed on any assumptions, forecasts, projections, estimates or prospects contained within this document. This document should not be regarded by recipients as a substitute for the exercise of their own judgment. Opinions stated in this document may change without notice.

In any investment, past performance is neither an indication nor guarantee of future performance and a loss of capital may occur. Estimates of future performance are based on assumptions that may not be realised. Investors should be able to withstand the loss of any principal investment. The mention of individual stocks, sectors, regions or countries within this document does not imply a recommendation to buy or sell.

Nikko AM accepts no liability whatsoever for any loss or damage of any kind arising out of the use of all or any part of this document, provided that nothing herein excludes or restricts any liability of Nikko AM under applicable regulatory rules or requirements.

All information contained in this document is solely for the attention and use of the intended recipients. Any use beyond that intended by Nikko AM is strictly prohibited.

**Japan:** The information contained in this document pertaining specifically to the investment products is not directed at persons in Japan nor is it intended for distribution to persons in Japan. Registration Number: Director of the Kanto Local Finance Bureau (Financial Instruments firms) No. 368 Member Associations: The Investment Trusts Association, Japan/Japan Investment Advisers Association/Japan Securities Dealers Association.

**United Kingdom and rest of Europe:** This document constitutes a financial promotion for the purposes of the Financial Services and Markets Act 2000 (as amended) (FSMA) and the rules of the Financial Conduct Authority (the FCA) in the United Kingdom (the FCA Rules).

This document is communicated by Nikko Asset Management Europe Ltd, which is authorised and regulated in the United Kingdom by the FCA (122084). It is directed only at (a) investment professionals falling within article 19 of the Financial Services and Markets Act 2000 (Financial Promotions) Order 2005, (as amended) (the Order) (b) certain high net worth entities within the meaning of article 49 of the Order and (c) persons to whom this document may otherwise lawfully be communicated (all such persons being referred to as relevant persons) and is only available to such persons and any investment activity to which it relates will only be engaged in with such persons.

**United States:** This document is for information purposes only and is not intended to be an offer, or a solicitation of an offer, to buy or sell any investments. This document should not be regarded as investment advice. This document may not be duplicated, quoted, discussed or otherwise shared without prior consent. Any offering or distribution of a Fund in the United States may only be conducted via a licensed and registered broker-dealer or a duly qualified entity.

**Singapore:** This document is for information only with no consideration given to the specific investment objective, financial situation and particular needs of any specific person. You should seek advice from a financial adviser before making any investment. In the event that you choose not to do so, you should consider whether the investment selected is suitable for you

**Hong Kong:** This document is for information only with no consideration given to the specific investment objective, financial situation and particular needs of any specific person. You should seek advice from a financial adviser before making any investment. In the event that you choose not to do so, you should consider whether the investment selected is suitable for you. The contents of this document have not been reviewed by the Securities and Futures Commission or any regulatory authority in Hong Kong. Nikko Asset Management Hong Kong Limited is a licensed corporation in Hong Kong.

**Australia:** Nikko AM Limited ABN 99 003 376 252 (**Nikko AM Australia**) is responsible for the distribution of this information in Australia. **Nikko AM Australia** holds Australian Financial Services Licence No. 237563 and is part of the Nikko AM Group. This material and any offer to provide financial services are for information purposes only. This material does not take into account the objectives, financial situation or needs of any individual and is not intended to constitute personal advice, nor can it be relied upon as such. This material is intended for, and can only be provided and made available to, persons who are regarded as Wholesale Clients for the purposes of section 761G of the Corporations Act 2001 (Cth) and must not be made available or passed on to persons who are regarded as Retail Clients for the purposes of this Act. If you are in any doubt about any of the contents, you should obtain independent professional advice

**New Zealand:** Nikko Asset Management New Zealand Limited (Company No. 606057, FSP22562) is the licensed Investment Manager of Nikko AM NZ Investment Scheme and the Nikko AM NZ Wholesale Investment Scheme.

This material is for the use of researchers, financial advisers and wholesale investors (in accordance with Schedule 1, Clause 3 of the Financial Markets Conduct Act 2013 in New Zealand). This material has been prepared without taking into account a potential investor's objectives, financial situation or needs and is not intended to constitute personal financial advice, and must not be relied on as such. Recipients of this material, who are not wholesale investors, or the named client, or their duly appointed agent, should consult an Authorised Financial Adviser and the relevant Product Disclosure Statement or Fund Fact Sheet (available on our website [www.nikkoam.co.nz](http://www.nikkoam.co.nz)).

**Kingdom of Bahrain:** The document has not been approved by the Central Bank of Bahrain which takes no responsibility for its contents. No offer to the public to purchase the Strategy will be made in the Kingdom of Bahrain and this document is intended to be read by the addressee only and must not be passed to, issued to, or shown to the public generally.

**Kuwait:** This document is not for general circulation to the public in Kuwait. The Strategy has not been licensed for offering in Kuwait by the Kuwaiti Capital Markets Authority or any other relevant Kuwaiti government agency. The offering of the Strategy in Kuwait on the basis a private placement or public offering is, therefore, restricted in accordance with Decree Law No. 7 of 2010 and the bylaws thereto (as amended). No private or public offering of the Strategy is being made in Kuwait, and no agreement relating to the sale of the Strategy will be concluded in Kuwait. No marketing or solicitation or inducement activities are being used to offer or market the Strategy in Kuwait.

**Kingdom of Saudi Arabia:** This document is communicated by Nikko Asset Management Europe Ltd (Nikko AME), which is authorised and regulated by the Financial Services and Markets Act 2000 (as amended) (FSMA) and the rules of the Financial Conduct Authority (the FCA) in the United Kingdom (the FCA Rules). This document should not be reproduced, redistributed, or sent directly or indirectly to any other party or published in full or in part for any purpose whatsoever without a prior written permission from Nikko AME.

This document does not constitute investment advice or a personal recommendation and does not consider in any way the suitability or appropriateness of the subject matter for the individual circumstances of any recipient. In providing a person with this document, Nikko AME is not treating that person as a client for the purposes of the FCA Rules other than those relating to financial promotion and that person will not therefore benefit from any protections that would be available to such clients.

Nikko AME and its associates and/or its or their officers, directors or employees may have or have had positions or material interests, may at any time make purchases and/or sales as principal or agent, may provide or have provided corporate finance services to issuers or may provide or have provided significant advice or investment services in any investments referred to in this document or in related investments. Relevant confidential information, if any, known within any company in the Nikko AM group or Sumitomo Mitsui Trust Bank group and not available to Nikko AME because of regulations or internal procedure is not reflected in this document. The investments mentioned in this document may not be eligible for sale in some states or countries, and they may not be suitable for all types of investors.

**Oman:** The information contained in this document neither constitutes a public offer of securities in the Sultanate of Oman as contemplated by the Commercial companies law of Oman (Royal decree 4/74) or the Capital Markets Law of Oman (Royal Decree 80/98), nor does it constitute an offer to sell, or the solicitation of any offer to buy non-Omani securities in the Sultanate of Oman as contemplated by Article 139 of the Executive Regulations to the Capital Market law (issued by Decision No. 1/2009). This document is not intended to lead to the conclusion of any contract of whatsoever nature within the territory of the Sultanate of Oman.

**United Arab Emirates (excluding DIFC):** This document and the information contained herein, do not constitute, and is not intended to constitute, a public offer of securities in the United Arab Emirates and accordingly should not be construed as such. The Strategy is only being offered to a limited number of investors in the UAE who are (a) willing and able to conduct an independent investigation of the risks involved in an investment in such Strategy, and (b) upon their specific request.

The Strategy has not been approved by or licensed or registered with the UAE Central Bank, the Securities and Commodities Authority or any other relevant licensing authorities or governmental agencies in the UAE. This document is for the use of the named addressee only and should not be given or shown to any other person (other than employees, agents or consultants in connection with the addressee's consideration thereof).

No transaction will be concluded in the UAE and any inquiries regarding the Strategy should be made to Nikko Asset Management Europe Ltd.