



FROM THE EQUITY DESK

Monthly Outlook

Summary

- MSCI Asia ex Japan (AxJ) was up 3.3% in USD terms, outperforming MSCI AC World. All Asian markets rose over the month, with gains led by India and Korea. The Indian Rupee was also the best-performing currency in March. The US Federal Reserve raised interest rates by 25 basis points (bps), as widely expected.
- In India, the ruling party's convincing victory in state elections boosted sentiment and bolstered the case for further reforms. In Korea, investor confidence improved after President Park's impeachment ruling, while the country's export-led industries benefited from stronger demand.
- Macro conditions in China continued to surprise on the upside, and the banking sector generally saw easing credit risk and improving asset quality. Conversely, the Philippines continued to lag on political concerns and a deteriorating trade balance.
- We continue to see good value for long-term investors in AxJ as earnings have followed expectations higher. Despite a series of geopolitical events that could have negative implications for the region, the market has focused on the improving fundamentals of Asian companies. Within Asia, the MSCI AxJ still trades at a lower price-to-book multiple than MSCI World.
- We maintain an overweight to China, with a preference to sectors such as internet, tourism and healthcare. We also continue to favour India on the back of a relatively benign impact from demonetisation and a credible Union Budget. We have become more constructive on Taiwan and Korea while underweighting ASEAN and Australia.

Asian Equity

Market Review

- **Asia ex-Japan equities continued to rally in March**
The MSCI Asia ex Japan (AxJ) index was up 3.3% in USD terms, outperforming MSCI AC World which rose by 1.1%. All Asian markets were higher over the month, led by India and Korea. The key event during the month was the US Federal Reserve (Fed) raising interest rates for only the third time in a decade. The move was well expected by the markets.

In currency markets, the Indian Rupee (INR) jumped nearly 3%, to be the best performing Asian currency for the month. Year-to-date, the Korean Won and Taiwanese dollar have appreciated 8.7% and 6.5% respectively. Within commodities, gold was relatively subdued while Brent crude oil prices were down 5% on renewed concerns surrounding the impact of US shale on global oil supply balances.

1-Year Market Performance of MSCI Asia ex Japan versus Emerging Markets versus All Country World Index



Source: Bloomberg, 31 March 2017. Returns are in USD. Past performance is not necessarily indicative of future performance.

MSCI Asia ex Japan versus Emerging Markets versus All Country World Index Price-to-Earnings



Source: Bloomberg, 31 March 2017. Returns are in USD. Past performance is not necessarily indicative of future performance.

- India and Korea led gains

India was the best performing market in the region, up 6% in USD terms. The ruling Bharatiya Janata Party's (BJP) convincing victory in the Uttar Pradesh state elections boosted sentiment and bolstered the case for further economic reforms. Foreign investors were buyers of USD 6bn worth of Indian equities in February and March, a reversal from four consecutive months of outflows prior to this period.

South Korea rose by 5.2% in USD terms to a new high, aided by a 1.2% rise in the Korean Won. Investor confidence improved after President Park's impeachment ruling, while the country's export-led industries benefited from stronger global demand. Benchmark heavyweight Samsung Electronics was up 7% on renewed expectations on restructuring activities, as well as strong dynamic random-access memory (DRAM) prices.

- China buoyed by improving PMIs and stronger earnings

The China market continued its recent run up in March. Macro conditions continued to surprise on the upside, and manufacturing PMIs improved and exceeded expectations. March represents the peak reporting period for Chinese companies, and overall, companies have witnessed stronger earnings on a year-on-year basis. Within the banking sector, lenders generally reported easing credit risk and improving asset quality, although some concerns remained among smaller players as the People's Bank of China (PBoC) tightened interbank rates further during the month.

- Indonesia and Thailand did well, while the Philippines lagged

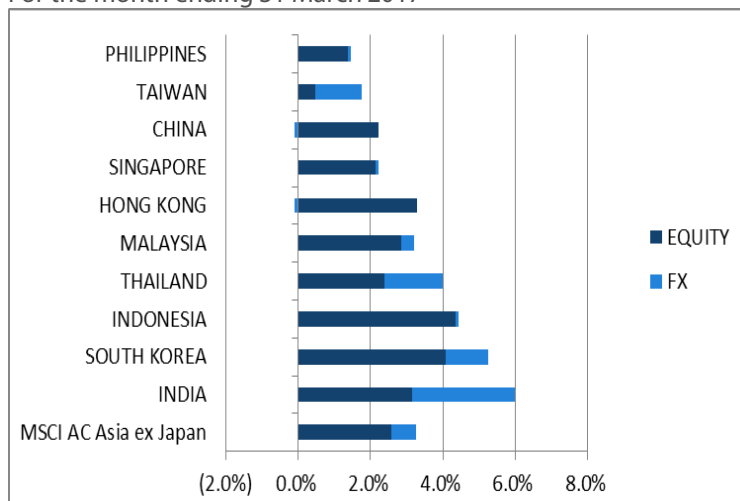
Within ASEAN, Indonesia gained 4.4% in USD terms on the news that the tax amnesty windfall may increase its odds of an S&P upgrade. Thailand was up 4.0% in USD terms on account of a stronger Thai Baht, as the current account surplus exceeded analyst expectations. Philippine equities have lagged year-to-date on increasing political concerns and a deteriorating trade balance.

- IT and Consumer Discretionary were the best-performing sectors

At the sector level, Information Technology and Consumer Discretionary were the best performing. Chinese internet giant Tencent Holding reported satisfactory results which drove the Information Technology sector higher. Consumer Discretionary benefited from a raft of positive data points from China concerning a recovery in consumer demand.

MSCI AC Asia ex Japan Index

For the month ending 31 March 2017

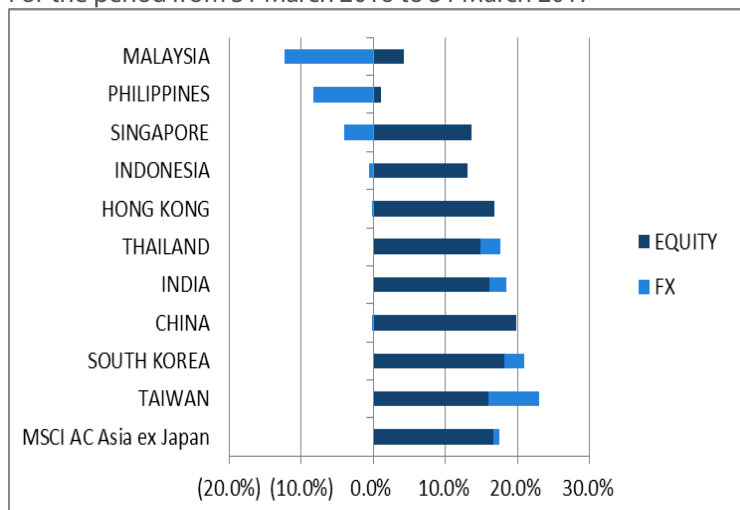


Source: Bloomberg, 31 March 2017

Note: Equity returns are single country MSCI indexes and are in local currencies while FX and MSCI Asia ex Japan returns are in USD. Returns are based on historical prices. Past performance is not necessarily indicative of future performance.

MSCI AC Asia ex Japan Index

For the period from 31 March 2016 to 31 March 2017



Source: Bloomberg, 31 March 2017

Note: Equity returns are single country MSCI indexes and are in local currencies while FX and MSCI Asia ex Japan returns are in USD. Returns are based on historical prices. Past performance is not necessarily indicative of future performance.

Market Outlook

- Asian markets have been underpinned by improving fundamentals

Despite the year-to-date rally in Asia ex-Japan equities we continue to see good value for long term investors as earnings have followed expectations higher. We note that the rally has broadened in 2017, with all markets and sectors registering positive absolute performance. Despite a series of geopolitical events that could have negative implications for the region, the market has focused on the improving bottom-up fundamentals exhibited by Asian companies. The MSCI AxJ index trades on a 1.4x forward price-to-book (P/B) multiple compared to a 2.2x P/B multiple for MSCI World.

- **Maintain overweights to China and India**

China's economy has positively surprised year-to-date and we expect this trend to continue. While most investors are still sceptical, we believe the Chinese economy will continue to be underpinned by improving global exports supporting China's global trade surplus, accelerating monetary growth and domestic consumer strength. While some of the Chinese government's reform measures to date have been unorthodox, these have proven effective in reforming industries struggling with overcapacity. The government continues to push public-private partnership (PPP) programmes as a means of attracting private capital. We maintain an overweight stance to Chinese stocks, with a preference for new economy sectors including Internet, Tourism and Healthcare.

India also remains a key overweight. Impact from the demonetisation program has been relatively benign, though it has perhaps not run its entire course yet. Nonetheless, a credible Union Budget and convincing victory in local state elections have instilled confidence in the government's ability to manage the economy and this has led to positive foreign inflows into the Indian market.

- **More constructive on Taiwan and Korea**

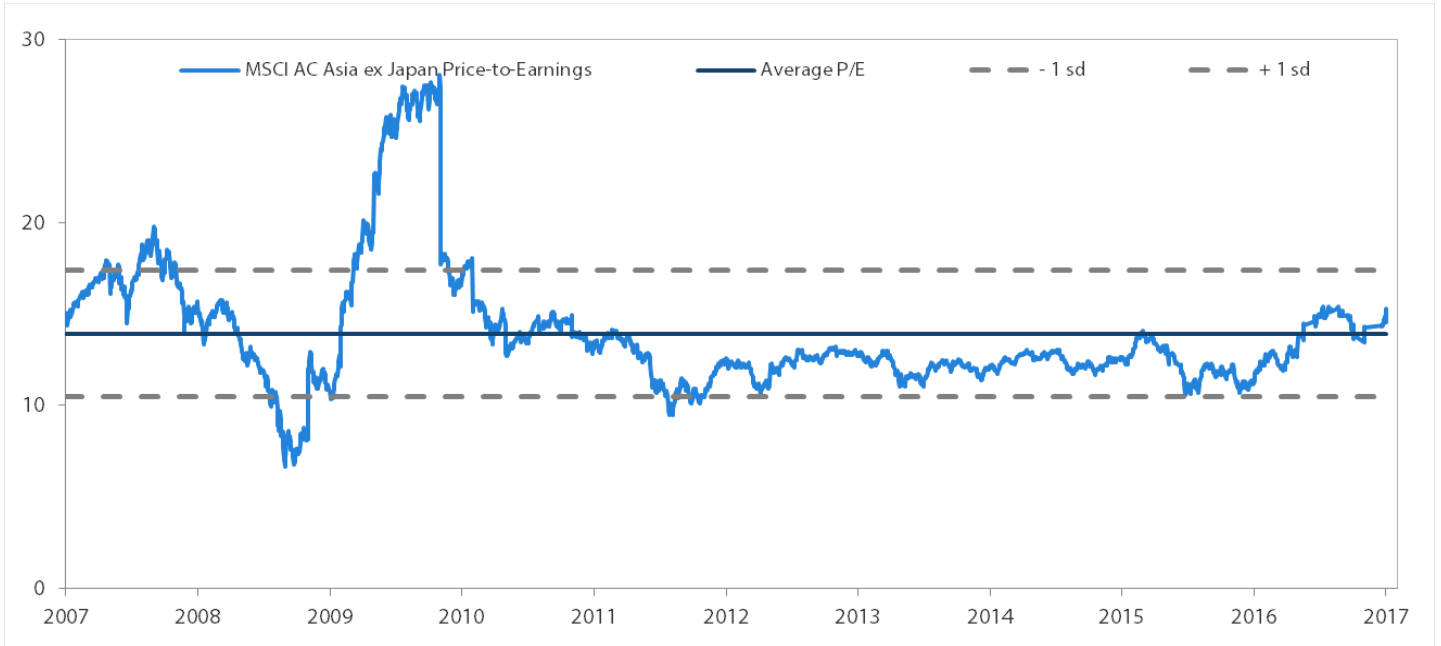
We have become more constructive on Taiwan and Korea. While Taiwan has seen itself caught between the policy decisions of China and the United States in recent months, underlying economic data suggest a continued recovery in exports. President Tsai Ing-wen continues to make favourable moves concerning the Taiwan economy and has recently raised the 2017 economic growth target to a three-year high on expectations of growing global demand for technology. In Korea, while the market has been focused on the current issues surrounding the Terminal High Altitude Area Defense (THAAD), there has been an improvement in earnings across the majority of Korean companies, especially those with an export orientated focus.

- **Cautious on the Philippines**

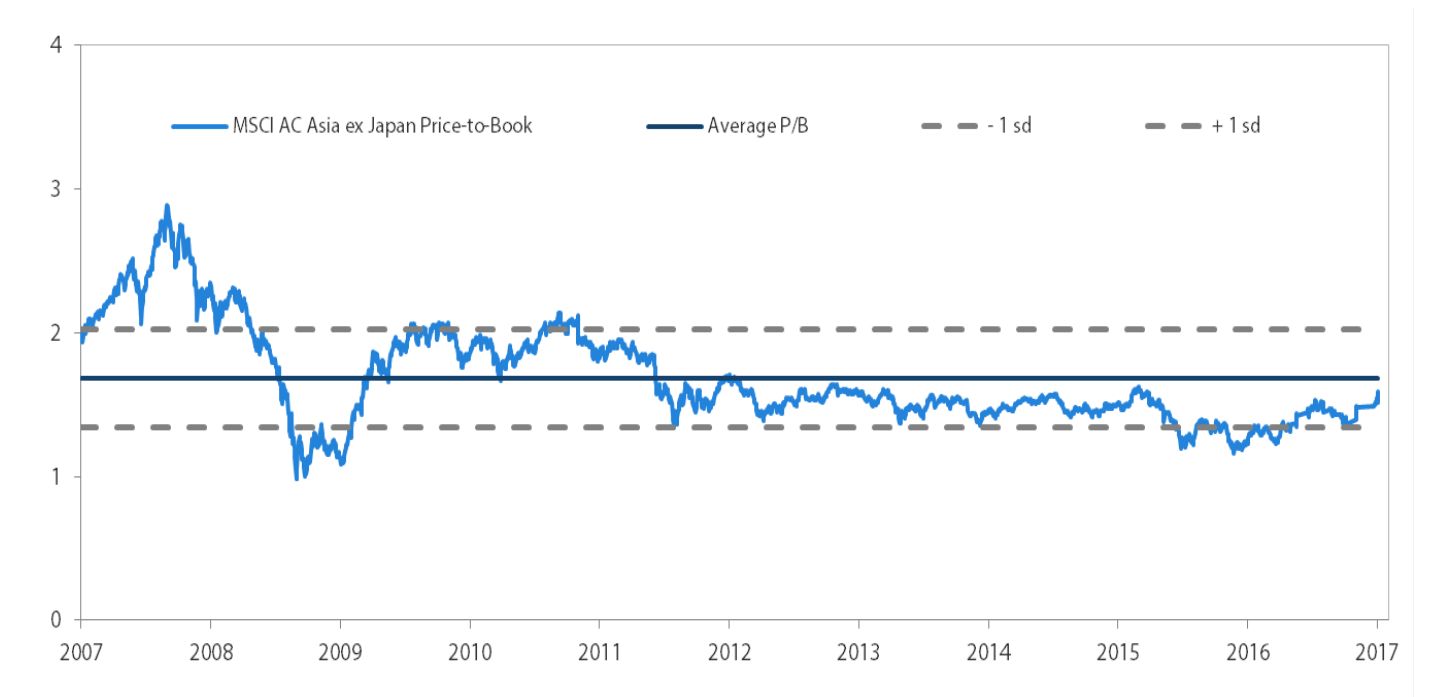
Within ASEAN, we have become more cautious on the Philippines due to rising macroeconomic concerns. We continue to favour underappreciated and strong franchises in Indonesia and Thailand which are focused on domestic demand and infrastructure, and also continue to avoid the Malaysian equity market altogether.

Appendix

MSCI AC Asia ex Japan Price-to-Earnings



MSCI AC Asia ex Japan Price-to-Book



Source: Bloomberg, 31 March 2017. Ratios are computed in USD. The horizontal lines represent the average (the middle line) and one standard deviation on either side of this average for the period shown. Past performance is not necessarily indicative of future performance.

Important Information

This document is prepared by Nikko Asset Management Co., Ltd. and/or its affiliates (**Nikko AM**) and is for distribution only under such circumstances as may be permitted by applicable laws. This document does not constitute investment advice or a personal recommendation and it does not consider in any way the suitability or appropriateness of the subject matter for the individual circumstances of any recipient.

This document is for information purposes only and is not intended to be an offer, or a solicitation of an offer, to buy or sell any investments or participate in any trading strategy. Moreover, the information in this material will not affect Nikko AM's investment strategy in any way. The information and opinions in this document have been derived from or reached from sources believed in good faith to be reliable but have not been independently verified. Nikko AM makes no guarantee, representation or warranty, express or implied, and accepts no responsibility or liability for the accuracy or completeness of this document. No reliance should be placed on any assumptions, forecasts, projections, estimates or prospects contained within this document. This document should not be regarded by recipients as a substitute for the exercise of their own judgment. Opinions stated in this document may change without notice.

In any investment, past performance is neither an indication nor guarantee of future performance and a loss of capital may occur. Estimates of future performance are based on assumptions that may not be realised. Investors should be able to withstand the loss of any principal investment. The mention of individual stocks, sectors, regions or countries within this document does not imply a recommendation to buy or sell.

Nikko AM accepts no liability whatsoever for any loss or damage of any kind arising out of the use of all or any part of this document, provided that nothing herein excludes or restricts any liability of Nikko AM under applicable regulatory rules or requirements.

All information contained in this document is solely for the attention and use of the intended recipients. Any use beyond that intended by Nikko AM is strictly prohibited.

Japan: The information contained in this document pertaining specifically to the investment products is not directed at persons in Japan nor is it intended for distribution to persons in Japan. Registration Number: Director of the Kanto Local Finance Bureau (Financial Instruments firms) No. 368 Member Associations: The Investment Trusts Association, Japan/Japan Investment Advisers Association/Japan Securities Dealers Association.

United Kingdom and rest of Europe: This document constitutes a financial promotion for the purposes of the Financial Services and Markets Act 2000 (as amended) (FSMA) and the rules of the Financial Conduct Authority (the FCA) in the United Kingdom (the FCA Rules).

This document is communicated by Nikko Asset Management Europe Ltd, which is authorised and regulated in the United Kingdom by the FCA (122084). It is directed only at (a) investment professionals falling within article 19 of the Financial Services and Markets Act 2000 (Financial Promotions) Order 2005, (as amended) (the Order) (b) certain high net worth entities within the meaning of article 49 of the Order and (c) persons to whom this document may otherwise lawfully be communicated (all such persons being referred to as relevant persons) and is only available to such persons and any investment activity to which it relates will only be engaged in with such persons.

United States: This document is for information purposes only and is not intended to be an offer, or a solicitation of an offer, to buy or sell any investments. This document should not be regarded as investment advice. This document may not be duplicated, quoted, discussed or otherwise shared without prior consent. Any offering or distribution of a Fund in the United States may only be conducted via a licensed and registered broker-dealer or a duly qualified entity.

Singapore: This document is for information only with no consideration given to the specific investment objective, financial situation and particular needs of any specific person. You should seek advice from a financial adviser before making any investment. In the event that you choose not to do so, you should consider whether the investment selected is suitable for you

Hong Kong: This document is for information only with no consideration given to the specific investment objective, financial situation and particular needs of any specific person. You should seek advice from a financial adviser before making any investment. In the event that you choose not to do so, you should consider whether the investment selected is suitable for you. The contents of this document have not been reviewed by the Securities and Futures Commission or any regulatory authority in Hong Kong. Nikko Asset Management Hong Kong Limited is a licensed corporation in Hong Kong.

Australia: Nikko AM Limited ABN 99 003 376 252 (**Nikko AM Australia**) is responsible for the distribution of this information in Australia. **Nikko AM Australia** holds Australian Financial Services Licence No. 237563 and is part of the Nikko AM Group. This material and any offer to provide financial services are for information purposes only. This material does not take into account the objectives, financial situation or needs of any individual and is not intended to constitute personal advice, nor can it be relied upon as such. This material is intended for, and can only be provided and made available to, persons who are regarded as Wholesale Clients for the purposes of section 761G of the Corporations Act 2001 (Cth) and must not be made available or passed on to persons who are regarded as Retail Clients for the purposes of this Act. If you are in any doubt about any of the contents, you should obtain independent professional advice

New Zealand: Nikko Asset Management New Zealand Limited (Company No. 606057, FSP22562) is the licensed Investment Manager of Nikko AM NZ Investment Scheme and the Nikko AM NZ Wholesale Investment Scheme.

This material is for the use of researchers, financial advisers and wholesale investors (in accordance with Schedule 1, Clause 3 of the Financial Markets Conduct Act 2013 in New Zealand). This material has been prepared without taking into account a potential investor's objectives, financial situation or needs and is not intended to constitute personal financial advice, and must not be relied on as such. Recipients of this material, who are not wholesale investors, or the named client, or their duly appointed agent, should consult an Authorised Financial Adviser and the relevant Product Disclosure Statement or Fund Fact Sheet (available on our website www.nikkoam.co.nz).

Kingdom of Bahrain: The document has not been approved by the Central Bank of Bahrain which takes no responsibility for its contents. No offer to the public to purchase the Strategy will be made in the Kingdom of Bahrain and this document is intended to be read by the addressee only and must not be passed to, issued to, or shown to the public generally.

Kuwait: This document is not for general circulation to the public in Kuwait. The Strategy has not been licensed for offering in Kuwait by the Kuwaiti Capital Markets Authority or any other relevant Kuwaiti government agency. The offering of the Strategy in Kuwait on the basis a private placement or public offering is, therefore, restricted in accordance with Decree Law No. 7 of 2010 and the bylaws thereto (as amended). No private or public offering of the Strategy is being made in Kuwait, and no agreement relating to the sale of the Strategy will be concluded in Kuwait. No marketing or solicitation or inducement activities are being used to offer or market the Strategy in Kuwait.

Kingdom of Saudi Arabia: This document is communicated by Nikko Asset Management Europe Ltd (Nikko AME), which is authorised and regulated by the Financial Services and Markets Act 2000 (as amended) (FSMA) and the rules of the Financial Conduct Authority (the FCA) in the United Kingdom (the FCA Rules). This document should not be reproduced, redistributed, or sent directly or indirectly to any other party or published in full or in part for any purpose whatsoever without a prior written permission from Nikko AME.

This document does not constitute investment advice or a personal recommendation and does not consider in any way the suitability or appropriateness of the subject matter for the individual circumstances of any recipient. In providing a person with this document, Nikko AME is not treating that person as a client for the purposes of the FCA Rules other than those relating to financial promotion and that person will not therefore benefit from any protections that would be available to such clients.

Nikko AME and its associates and/or its or their officers, directors or employees may have or have had positions or material interests, may at any time make purchases and/or sales as principal or agent, may provide or have provided corporate finance services to issuers or may provide or have provided significant advice or investment services in any investments referred to in this document or in related investments. Relevant confidential information, if any, known within any company in the Nikko AM group or Sumitomo Mitsui Trust Bank group and not available to Nikko AME because of regulations or internal procedure is not reflected in this document. The investments mentioned in this document may not be eligible for sale in some states or countries, and they may not be suitable for all types of investors.

Oman: The information contained in this document neither constitutes a public offer of securities in the Sultanate of Oman as contemplated by the Commercial companies law of Oman (Royal decree 4/74) or the Capital Markets Law of Oman (Royal Decree 80/98), nor does it constitute an offer to sell, or the solicitation of any offer to buy non-Omani securities in the Sultanate of Oman as contemplated by Article 139 of the Executive Regulations to the Capital Market law (issued by Decision No. 1/2009). This document is not intended to lead to the conclusion of any contract of whatsoever nature within the territory of the Sultanate of Oman.

United Arab Emirates (excluding DIFC): This document and the information contained herein, do not constitute, and is not intended to constitute, a public offer of securities in the United Arab Emirates and accordingly should not be construed as such. The Strategy is only being offered to a limited number of investors in the UAE who are (a) willing and able to conduct an independent investigation of the risks involved in an investment in such Strategy, and (b) upon their specific request.

The Strategy has not been approved by or licensed or registered with the UAE Central Bank, the Securities and Commodities Authority or any other relevant licensing authorities or governmental agencies in the UAE. This document is for the use of the named addressee only and should not be given or shown to any other person (other than employees, agents or consultants in connection with the addressee's consideration thereof).

No transaction will be concluded in the UAE and any inquiries regarding the Strategy should be made to Nikko Asset Management Europe Ltd.