

# Harvesting Growth, Harnessing Change

## Monthly Insights: Asian Equity (January 2023)

Asian equities turn in strong gains

By the Asian Equity Team  
10 February 2023

### Summary



- The MSCI AC Asia ex Japan Index made a strong start to 2023, returning 8.2% in US dollar (USD) terms in January. This was supported by a rebound in investor sentiment towards Chinese equities. Elsewhere, the US consumer price index (CPI) eased for the sixth straight month, spurring hopes that inflation pressures are starting to abate.
- China (+11.8%) extended its rally, as travel and consumption spending surged over the first Lunar New Year holiday since the country emerged from its zero-COVID slumber. Taiwan (+12.7%) and South Korea (+12.4%) were the region's top performers in January, while Hong Kong climbed 3.8%. All ASEAN markets turned in positive returns for the month, whereas India underperformed its Asian peers, retreating 3.0%.
- For China, we retain a positive view on areas of consumption, in particular local brand leaders, and on areas of healthcare, software and select industrials. We have a more selective approach to investments in India, while we observe two important fundamental changes with long-term implications for sustainable returns in the ASEAN region.

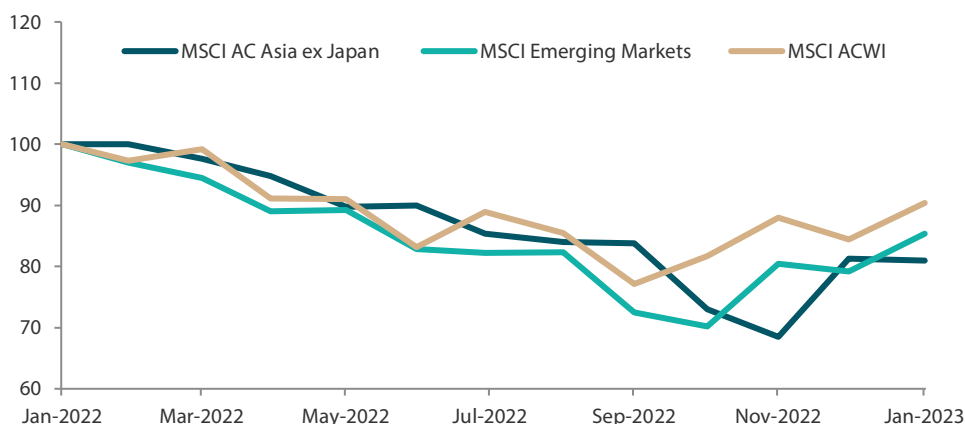
## Market review

### Asian markets turn in strong gains

The MSCI AC Asia ex Japan Index made a strong start to 2023, returning 8.2% in US dollar (USD) terms in January. This was supported by a rebound in investor sentiment towards Chinese equities due to policy pivots in areas including COVID-19, housing and internet regulation. Elsewhere, the rise by the US consumer price index (CPI) eased for the

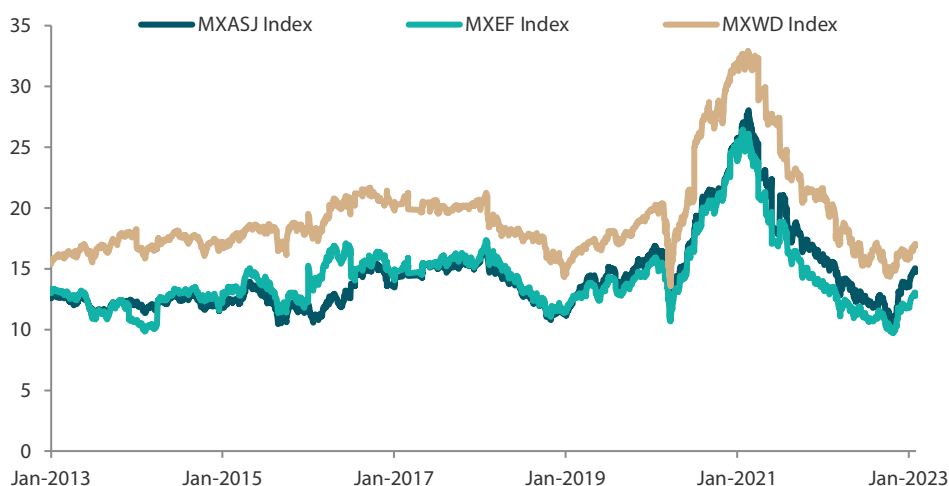
sixth straight month, cooling to 6.5% year-on-year (YoY) in December 2022, spurring hopes that inflation pressures are starting to abate.

**Chart 1: 1-yr market performance of MSCI AC Asia ex Japan vs. Emerging Markets vs. All Country World Index**



Source: Bloomberg, 31 January 2023. Returns are in USD. Past performance is not necessarily indicative of future performance.

**Chart 2: MSCI AC Asia ex Japan vs. Emerging Markets vs. All Country World Index price-to-earnings**



Source: Bloomberg, 31 January 2023. Returns are in USD. Past performance is not necessarily indicative of future performance.

**China, Taiwan and South Korea surge**

In the North Asian region, China (+11.8%) extended its rally, as travel and consumption spending surged over the first Lunar New Year holiday since the country emerged from its zero-COVID slumber. Initial COVID-related jitters of reopening also eased after preliminary signs suggested that the virus outbreak could have peaked in several Chinese cities. China’s GDP growth in the fourth quarter of 2022 (4Q22) was better than expected, coming in at 2.9% YoY, while December economic activity data similarly beat expectations. Hong Kong climbed 3.8%, as it has officially reopened its border with mainland China, allowing travel under a quarantine-free arrangement.

Taiwan, the best performing regional market in January, jumped 12.7%, led by the bellwether electronics sector, especially large semiconductor stocks. During the month, shares of index heavyweight TSMC surged after it reported a 78% jump in 4Q22 net profits on the back of strong sales of its advanced chip sales. In South Korea, stocks rose 12.4% after the government and financial regulator announced plans to scrap several regulations in the local stock market within this year to make investment easier for foreign investors. The Bank of Korea raised interest rates by 25 basis points (bps) and issued statements indicating that inflation may be nearing a peak.

*Reference to any particular security is purely for illustrative purpose only and does not constitute a recommendation to buy, sell or hold any security or to be relied upon as financial advice in any way.*

## All ASEAN markets in positive territory

In the ASEAN region, all markets posted positive returns for the month. Singapore led the ASEAN region, surging 7.5%, whereas the Philippines (+5.4%), Thailand (+3.8%), Indonesia (+3.3%) and Malaysia (+2.9%) turned in more subdued gains in January.

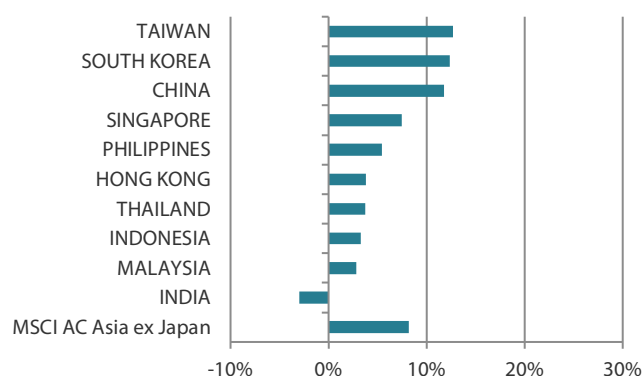
Singapore's headline inflation eased to 6.5% YoY in December. The Philippine economy held up well, expanding 7.6% last year, as domestic consumption remained resilient despite soaring inflation. Thailand's central bank stated that economic recovery is maintaining traction, helped by a rebound in tourism and domestic demand. Meanwhile, Indonesia saw its trade surplus hit a record high of USD 54.46 billion in 2022, while Malaysia's central bank left benchmark interest rate unchanged at 2.75%, saying it will assess the impact of its previous policy adjustments.

## Indian equities retreat

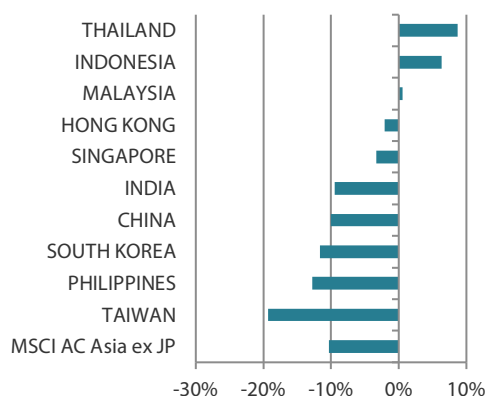
Elsewhere, India underperformed its Asian peers, retreating 3.0% in January, with the decline compounded by the selling pressure on Adani Group stocks during the last week of the month. Shares linked to Adani Group fell sharply after the conglomerate was accused by short seller Hindenburg Research of engaging in widespread stock price manipulation and money laundering. Separately, India's economy is likely to grow 7% in the current fiscal year, according to advance estimates.

### Chart 3: MSCI AC Asia ex Japan Index<sup>1</sup>

For the month ending 31 January 2023



For the year ending 31 January 2023



Source: Bloomberg, 31 January 2023.

<sup>1</sup>Note: Equity returns refer to MSCI indices quoted in USD. Returns are based on historical prices. Past performance is not necessarily indicative of future performance.

## Market outlook

### China remains the focus point

At present, we find ourselves sandwiched between the prospect of further tightening and potential recessions in the West and the re-opening momentum from China—the world's second largest economy. China is now a bigger trading partner with most countries in Asia than both the US and the EU combined. Hence, for the time being, Asia's prospects look relatively better and with valuations still largely depressed across most parts, we believe there are fertile opportunities to pick good long-term investments with both high potential sustainable returns and positive fundamental change. China remains the focal point at present, but we would expect that to permeate through the region to varying degrees as economic activity picks up.

*Reference to any particular security is purely for illustrative purpose only and does not constitute a recommendation to buy, sell or hold any security or to be relied upon as financial advice in any way.*

## Retaining a positive view on China's consumption, healthcare, software and select industrials

The pace of its re-opening together with a marked change in rhetoric and the stronger policy support for the property market have surprised many China watchers. Our next major clues on future policy direction for China are likely to come only in March. We note that many service-orientated industries in China have undergone consolidation through COVID-19, and early indications through the Lunar New Year period are that consumer demand is picking up strongly across some sub-segments. Significant excess savings were set aside last year and with property likely to remain for living rather than speculating, it will be keenly watched as to how Chinese households allocate their money. For now, we retain a positive view on areas of consumption, in particular local brand leaders, and on areas of healthcare, software and select industrials.

Elsewhere in North Asia, the more concerted efforts in South Korea to improve total shareholder returns and address longstanding foreign capital investment issues could be a significant change for the country's equity market. In addition, with the potential improvement in China's domestic economy and further digestion of inventories, there may be early indications of a bottoming out in parts of the technology cycle. We retain an upbeat view on healthcare contract manufacturers with an increasing focus on stock specific hardware technology opportunities.

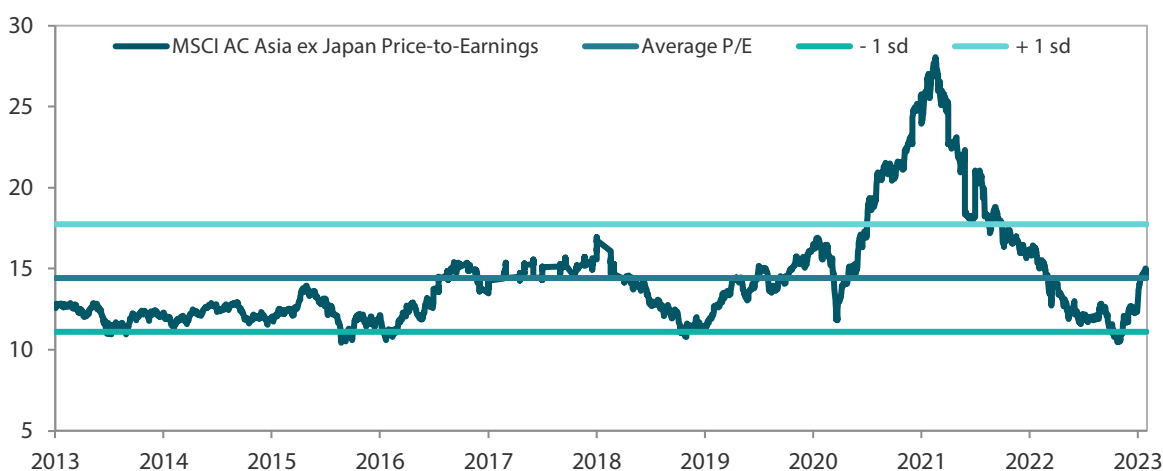
## A selective approach to India is warranted

While India may remain one of the highest growth economies in 2023, it is not where the immediate positive change is. That, together with already stretched valuations—particularly relative to other parts of Asia—warrants a more selective approach to India, in our view. In addition, the negative report by Hindenburg Research on the Adani Group is likely to cause some reassessment of both relative valuations and corporate governance in India as a whole. We would note, however, that this remains a fairly isolated example of leverage build-up in India and more broadly, credit origination has been fairly muted. India's budget was balanced and looks to promote more capital expenditure in the country. As such, we would watch for better opportunities to allocate to one of the region's best sources of sustainable returns and positive change.

## Fundamental changes can be significant drivers of long-term returns in ASEAN

In ASEAN, which was another relative outperformer in 2022, we observe two important fundamental changes with long-term implications for sustainable returns. Firstly, there is increasing investment from the West looking to diversify and secure supply chains. This has been most widely taken up by Vietnam but increasingly by others too. The second important change is outbound Chinese investment resulting in foreign direct investment for several countries, most notably Indonesia at present, as the country looks to develop more downstream electric vehicle manufacturing. Both these fundamental changes can be significant drivers for the region over the long term. With the resumption of Chinese tourism, there will also be much needed revenue streams coming back to popular destinations like Thailand and Singapore.

Chart 4: MSCI AC Asia ex Japan price-to-earnings



Source: Bloomberg, 31 January 2023. Ratios are computed in USD. The horizontal lines represent the average (the middle line) and one standard deviation on either side of this average for the period shown. Past performance is not necessarily indicative of future performance.

*Reference to any particular security is purely for illustrative purpose only and does not constitute a recommendation to buy, sell or hold any security or to be relied upon as financial advice in any way.*

**Chart 5: MSCI AC Asia ex Japan price-to-book**



Source: Bloomberg, 31 January 2023. Ratios are computed in USD. The horizontal lines represent the average (the middle line) and one standard deviation on either side of this average for the period shown. Past performance is not necessarily indicative of future performance.

**Important information:** This document is prepared by Nikko Asset Management Co., Ltd. and/or its affiliates (Nikko AM) and is for distribution only under such circumstances as may be permitted by applicable laws. This document does not constitute personal investment advice or a personal recommendation and it does not consider in any way the objectives, financial situation or needs of any recipients. All recipients are recommended to consult with their independent tax, financial and legal advisers prior to any investment.

This document is for information purposes only and is not intended to be an offer, or a solicitation of an offer, to buy or sell any investments or participate in any trading strategy. Moreover, the information in this document will not affect Nikko AM's investment strategy in any way. The information and opinions in this document have been derived from or reached from sources believed in good faith to be reliable but have not been independently verified. Nikko AM makes no guarantee, representation or warranty, express or implied, and accepts no responsibility or liability for the accuracy or completeness of this document. No reliance should be placed on any assumptions, forecasts, projections, estimates or prospects contained within this document. This document should not be regarded by recipients as a substitute for the exercise of their own judgment. Opinions stated in this document may change without notice.

In any investment, past performance is neither an indication nor guarantee of future performance and a loss of capital may occur. Estimates of future performance are based on assumptions that may not be realised. Investors should be able to withstand the loss of any principal investment. The mention of individual securities, sectors, regions or countries within this document does not imply a recommendation to buy or sell.

Nikko AM accepts no liability whatsoever for any loss or damage of any kind arising out of the use of all or any part of this document, provided that nothing herein excludes or restricts any liability of Nikko AM under applicable regulatory rules or requirements.

All information contained in this document is solely for the attention and use of the intended recipients. Any use beyond that intended by Nikko AM is strictly prohibited.

**Japan:** The information contained in this document pertaining specifically to the investment products is not directed at persons in Japan nor is it intended for distribution to persons in Japan. Registration Number: Director of the Kanto Local Finance Bureau (Financial Instruments firms) No. 368 Member Associations: The Investment Trusts Association, Japan/Japan Investment Advisers Association.

**United Kingdom:** This document is communicated by Nikko Asset Management Europe Ltd, which is authorised and regulated in the United Kingdom by the Financial Conduct Authority (the FCA) (FRN 122084). This document constitutes a financial promotion for the purposes of the Financial Services and Markets Act 2000 (as amended) (FSMA) and the rules of the FCA in the United Kingdom, and is directed at professional clients as defined in the FCA Handbook of Rules and Guidance.

**Luxembourg and Germany:** This document is communicated by Nikko Asset Management Luxembourg S.A., which is authorised and regulated in the Grand Duchy of Luxembourg by the Commission de Surveillance du Secteur Financier (the CSSF) as a management company authorised under Chapter 15 of the Law of 17 December 2010 (No S00000717) and as an alternative investment fund manager according to the Law of 12 July 2013 (No. A00002630).

**United States:** This document may not be duplicated, quoted, discussed or otherwise shared without prior consent. Any offering or distribution of a Fund in the United States may only be conducted via a licensed and registered broker-dealer or a duly qualified entity. Nikko Asset Management Americas, Inc. is a United States Registered Investment Adviser.

**Singapore:** This document is for information to institutional investors as defined in the Securities and Futures Act (Chapter 289), and intermediaries only. Nikko Asset Management Asia Limited (Co. Reg. No. 198202562H) is regulated by the Monetary Authority of Singapore.

**Hong Kong:** This document is for information to professional investors as defined in the Securities and Futures Ordinance, and intermediaries only. The contents of this document have not been reviewed by the Securities and Futures Commission or any regulatory authority in Hong Kong. Nikko Asset Management Hong Kong Limited is a licensed corporation in Hong Kong.

**New Zealand:** This document is issued in New Zealand by Nikko Asset Management New Zealand Limited (Company No. 606057, FSP22562). It is for the use of wholesale clients, researchers, licensed financial advisers and their authorised representatives only.

**Kingdom of Bahrain:** The document has not been approved by the Central Bank of Bahrain which takes no responsibility for its contents. No offer to the public to purchase the Strategy will be made in the Kingdom of Bahrain and this document is intended to be read by the addressee only and must not be passed to, issued to, or shown to the public generally.

**Kuwait:** This document is not for general circulation to the public in Kuwait. The Strategy has not been licensed for offering in Kuwait by the Kuwaiti Capital Markets Authority or any other relevant Kuwaiti government agency. The offering of the Strategy in Kuwait on the basis a private placement or public offering is, therefore, restricted in accordance with Decree Law No. 7 of 2010 and the bylaws thereto (as amended). No private or public offering of the Strategy is being made in Kuwait, and no agreement relating to the sale of the Strategy will be concluded in Kuwait. No marketing or solicitation or inducement activities are being used to offer or market the Strategy in Kuwait.

**Kingdom of Saudi Arabia:** This document is communicated by Nikko Asset Management Europe Ltd (Nikko AME), which is authorised and regulated by the Financial Services and Markets Act 2000 (as amended) (FSMA) and the rules of the Financial Conduct Authority (the FCA) in the United Kingdom (the FCA Rules). This document should not be reproduced, redistributed, or sent directly or indirectly to any other party or published in full or in part for any purpose whatsoever without a prior written permission from Nikko AME.

This document does not constitute investment advice or a personal recommendation and does not consider in any way the suitability or appropriateness of the subject matter for the individual circumstances of any recipient. In providing a person with this document, Nikko AME is not treating that person as a client for the purposes of the FCA Rules other than those relating to financial promotion and that person will not therefore benefit from any protections that would be available to such clients.

Nikko AME and its associates and/or its or their officers, directors or employees may have or have had positions or material interests, may at any time make purchases and/or sales as principal or agent, may provide or have provided corporate finance services to issuers or may provide or have provided significant advice or investment services in any investments referred to in this document or in related investments. Relevant confidential information, if any, known within any company in the Nikko AM group or Sumitomo Mitsui Trust Holdings group and not available to Nikko AME because of regulations or internal procedure is not reflected in this document. The investments mentioned in this document may not be eligible for sale in some states or countries, and they may not be suitable for all types of investors.

**Oman:** The information contained in this document neither constitutes a public offer of securities in the Sultanate of Oman as contemplated by the Commercial companies law of Oman (Royal decree 4/74) or the Capital Markets Law of Oman (Royal Decree 80/98), nor does it constitute an offer to sell, or the solicitation of any offer to buy non-Omani securities in the Sultanate of Oman as contemplated by Article 139 of the Executive Regulations to the Capital Market law (issued by Decision No. 1/2009). This document is not intended to lead to the conclusion of any contract of whatsoever nature within the territory of the Sultanate of Oman.

**Qatar (excluding QFC):** The Strategies are only being offered to a limited number of investors who are willing and able to conduct an independent investigation of the risks involved in an investment in such Strategies. The document does not constitute an offer to the public and should not be reproduced, redistributed, or sent directly or indirectly to any other party or published in full or in part for any purpose whatsoever without a prior written permission from Nikko Asset Management Europe Ltd (Nikko AME). No transaction will be concluded in your jurisdiction and any inquiries regarding the Strategies should be made to Nikko AME.

**United Arab Emirates (excluding DIFC):** This document and the information contained herein, do not constitute, and is not intended to constitute, a public offer of securities in the United Arab Emirates and accordingly should not be construed as such. The Strategy is only being offered to a limited number of investors in the UAE who are (a) willing and able to conduct an independent investigation of the risks involved in an investment in such Strategy, and (b) upon their specific request. The Strategy has not been approved by or licensed or registered with the UAE Central Bank, the Securities and Commodities Authority or any other relevant licensing authorities or governmental agencies in the UAE. This document is for the use of the named addressee only and should not be given or shown to any other person (other than employees, agents or consultants in connection with the addressee's consideration thereof). No transaction will be concluded in the UAE and any inquiries regarding the Strategy should be made to Nikko Asset Management Europe Ltd.

**Republic of Korea:** This document is being provided for general information purposes only, and shall not, and under no circumstances is, to be construed as, an offering of financial investment products or services. Nikko AM is not making any representation with respect to the eligibility of any person to acquire any financial investment product or service. The offering and sale of any financial investment product is subject to the applicable regulations of the Republic of Korea. Any interests in a fund or collective investment scheme shall be sold after such fund is registered under the private placement registration regime in accordance with the applicable regulations of the Republic of Korea, and the offering of such registered fund shall be conducted only through a locally licensed distributor.