

# Asia bonds: Calmer seas ahead

Asia bonds are favoured by their region's milder inflation pressure and healthy macro fundamentals

By Edward Ng, Senior Portfolio Manager

28 July 2022

We explain why we are more positive on Asia bonds than we were at the beginning of 2022. To begin with, inflation in Asia is less severe compared to other regions, lessening the need for Asian central banks to tighten aggressively. This makes Asia bonds attractive from a real yield perspective.

## Background: Volatile start to 2022 for the broader bond market

### War, inflation and aggressive central bank tightening

Most of us would agree that the bond market experienced a tough start to 2022 as a confluence of negative factors, notably the Russia-Ukraine war, a surge in global inflation and aggressive monetary policy tightening by the Federal Reserve (Fed) and other central banks exposed the market to a significant amount of volatility. Against such a backdrop, yields rose sharply across the world, with Asia being no exception.

### Focus seen shifting from inflation to growth concerns

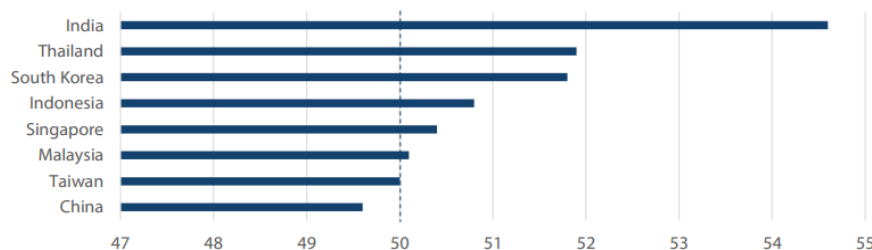
The Fed has hiked interest rates aggressively in the first half of 2022 in an attempt to tame inflation in the US, which hit a 40-year high, and the central bank is expected to continue tightening for the foreseeable future. However, we believe that the market has already priced in a significant amount of Fed tightening. US breakeven inflation rates show that inflation expectations are stabilising. The market's focus is expected to gradually shift from inflation to economic growth concerns. This could ease pressure on US Treasury (UST) yields, which have surged so far in 2022 but may begin consolidating through the remainder of the year.

## Economic conditions facing Asia bonds

### Asia's economic activity back to pre-pandemic levels

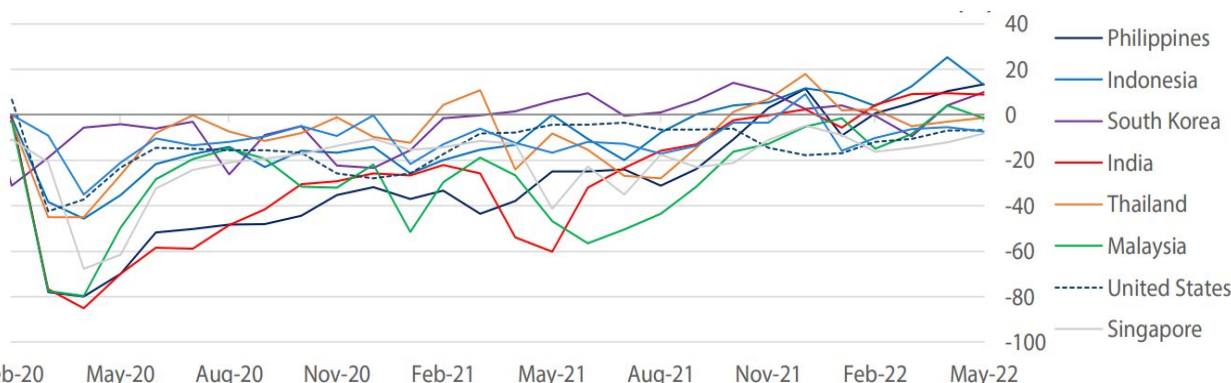
While many parts of the world struggle with inflationary pressures and other headwinds, how are Asian economies currently faring? Chart 1 shows that the purchasing managers' indices (PMI) of most Asian countries are above 50, which represent expansion. Chart 2 shows that domestic activities (retail and recreation) in Asia have mostly recovered to pre-pandemic levels. We are currently seeing both manufacturing and domestic activities in a healthy recovery phase in Asia.

**Chart 1: Manufacturing PMI in May 2022**



Source: Bloomberg as at end-May 2022

**Chart 2: Domestic activities in retail and recreation vs pre-covid levels (%)**

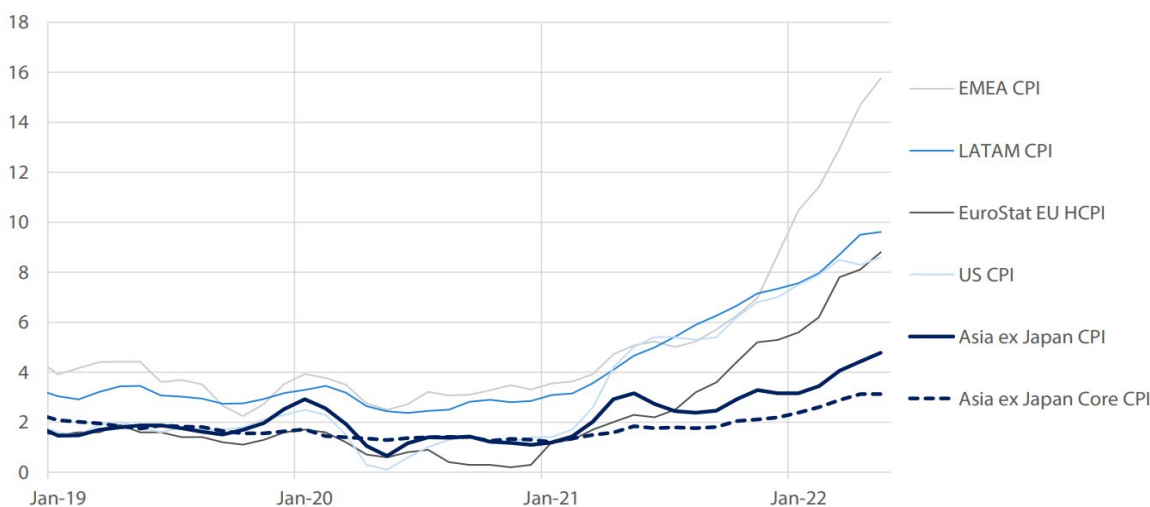


Data is sourced from Google Community Mobility Report. The base value is the median during the 5-week period of 3 January–6 February 2020  
Source: Bloomberg and Google as at end-May 2022

**Inflationary pressures not as strong in Asia, central banks under less pressure to hike rates aggressively**

Let us next look at inflation in Asia. Chart 3 shows Asia’s headline and core CPI. Both indices have climbed higher, although the rise is not as severe as in the US, Europe and Latin America. This is partly due to domestic subsidies implemented by Asian governments and their better management of the supply of some items such as foodstuffs.

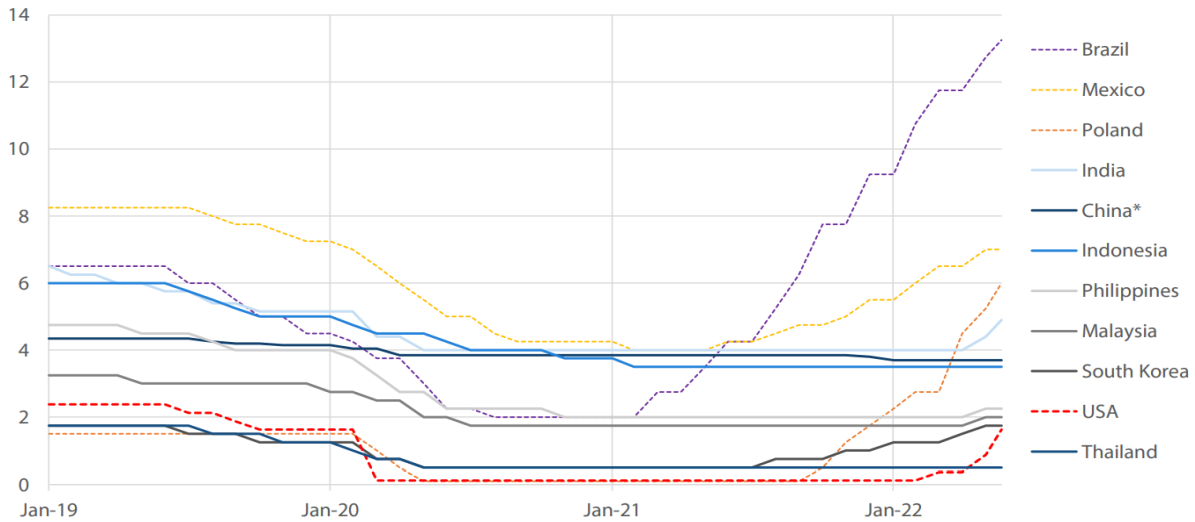
**Chart 3: Asia’s CPI vs other regions and countries**



EMEA: Czech Republic, Egypt, Greece, Hungary, Poland, Kuwait, Saudi Arabia, South Africa, Turkey, Qatar  
LATAM: Colombia, Brazil, Chile, Mexico, Peru  
Asia ex Japan: Singapore, Indonesia, India, Malaysia, Thailand, Philippines, China, South Korea  
Source: Bloomberg as at May 2022

What the current state of inflation in Asia means for monetary policy is that the region’s central banks are under less pressure to hike interest rates compared to their peers in other parts of the world. Chart 4 shows that some of these countries, such as Brazil, Mexico and Poland, have to be very aggressive in hiking rates to tackle inflation in their respective economies. Asian central banks, in contrast, can afford to take a more gradual approach to policy normalisation.

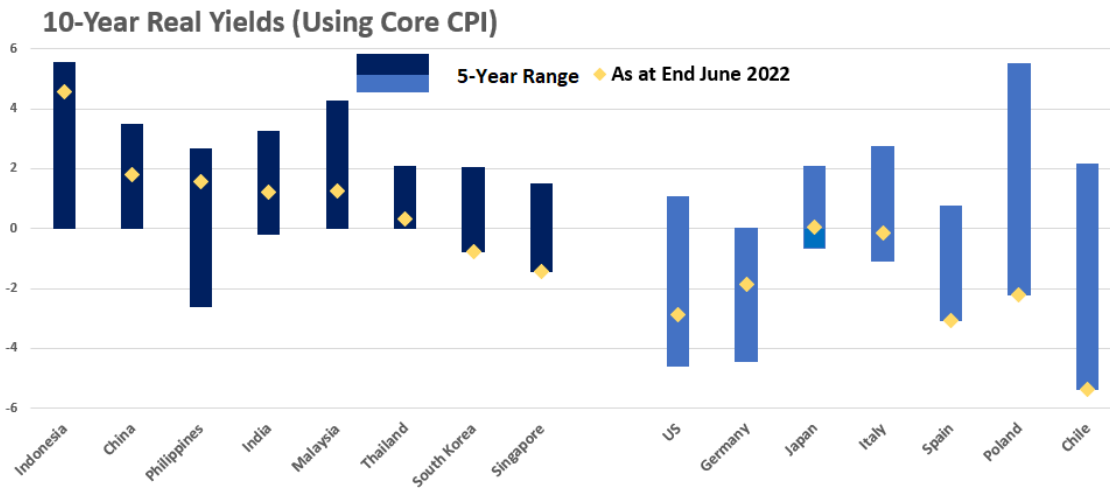
**Chart 4: Central bank policy rates**



\*China: 1yr MLF rate shown here as there is no official O/N policy rate  
Source: Bloomberg as at June 2022

Asia offers real yields at relatively decent levels since inflation in the region is not as high. Chart 5 below shows the 10-year real yields of various countries, adjusted using core inflation (which strips out the volatile components). Indonesia, for example, offers more than 4% in real yield and countries like China, the Philippines, India and Malaysia offer more than 1% in real yield. In contrast, countries like the US, Germany, Poland and Chile offer negative real yields.

**Chart 5: 10-year real yields as of end June 2022 and 5-year range (monthly)**

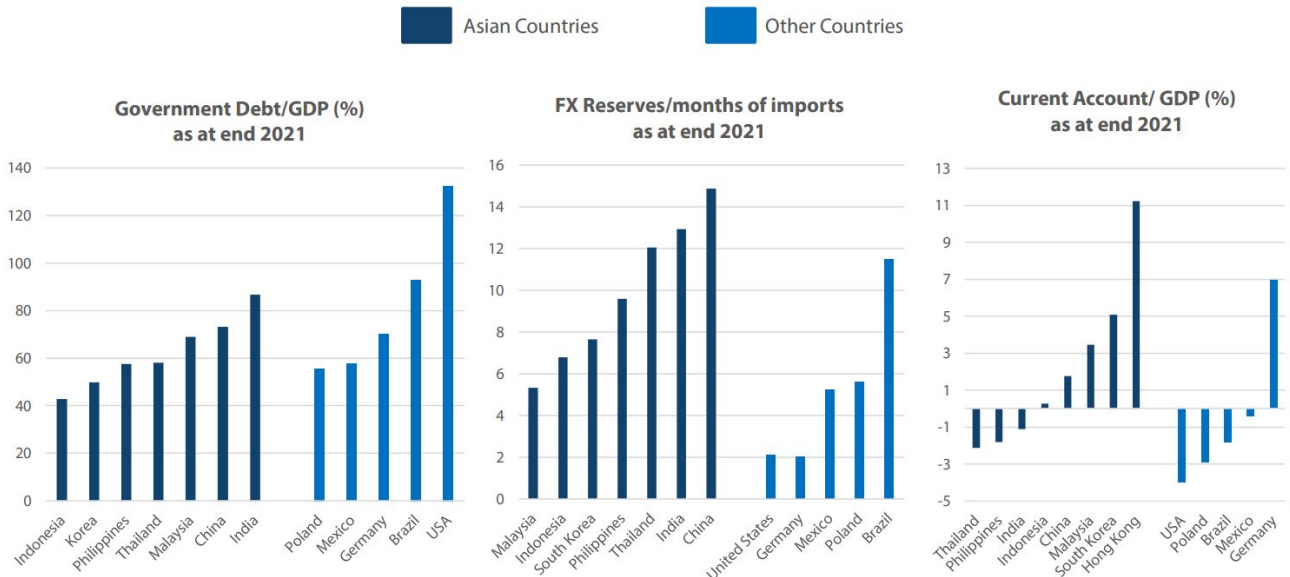


Note: The figures above are calculated by subtracting June Core CPI from 10-yr government bond yield on 30 June 2022.  
Source: Bloomberg as at end-June 2022

**Asia’s macro fundamentals are healthy**

Asia is also in a favourable position from a macro fundamental perspective. Chart 6 shows that Asia government debt is more manageable compared to the rest of the world. Asian countries also boast strong FX reserves, measured in terms of months of imports. This means that Asian countries have large war chests to fall back on in case they need to support their currencies.

**Chart 6: Asian macro fundamentals relative to other countries**



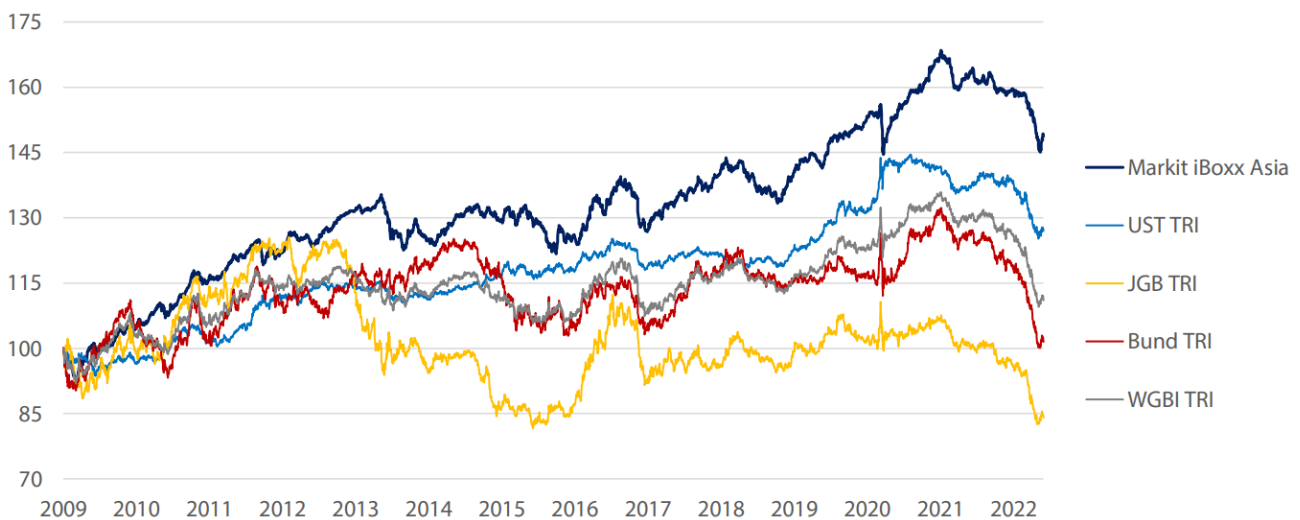
FX reserves in Thailand, India, China, US, Germany, Mexico, Poland are 2020 figures, and the rest are 2021 figures.  
Source: World Bank, Bloomberg

## Asia bonds have outperformed over the long term

### Several factors support the outperformance by Asia bonds

The long-term performance of various global bond indices is shown in Chart 7. Since 2009, Asian bonds have outperformed USTs, Japanese government bonds (JGBs), German bunds and the World Government Bond Index (WGBI). The outperformance by Asia bonds can be attributed to several factors. As mentioned above, Asia offers robust fundamentals which have continued improving. Their outperformance is also a reflection of growing confidence shown towards the assets by foreign investors. The attractive yields Asia offers relative to other parts of the world is another significant reason.

**Chart 7: Daily returns of global bonds January 2009 to May 2022 (1 Jan 2009=100, returns in USD terms)**



\* Asia Local Bonds = Markit iBoxx Asia Index, US Treasuries = Bloomberg US Treasury Index  
 \* WGBI = FTSE World Global Bond Index, Bunds = Bloomberg German Government All Bonds  
 \* JGB = Nomura BPI JGB Total Index  
 Source: Bloomberg and Markit as at June 2022

**Asia bonds can improve a portfolio’s Sharpe ratio, help investors diversify**

By adding Asia bonds to a pure portfolio of USTs, JGBs, bunds and even global bonds (WGBI), the overall Sharpe ratio actually improves. For example, the Sharpe ratio of 0.28 for a pure US Treasury portfolio increases to 0.55 when Asia bonds are added (Chart 8).

**Chart 8: 10 years to end-May 2022, daily returns, USD terms**

	iBoxx Asia iBoxx Asia	UST		JGB		Bund		WGBI	
		UST	UST + Asia	JGB	JGB + Asia	Bund	Bund + Asia	WGBI	WGBI + Asia
		100/0	50/50	100/0	50/50	100/0	50/50	100/0	50/50
Ann. Ret	2.1%	1.1%	1.6%	-3.2%	-0.8%	-0.8%	0.6%	-0.4%	0.8%
Ann. Vol	4.4%	4.0%	3.0%	8.9%	5.3%	8.0%	5.0%	5.5%	4.0%
Sharpe Ratio	0.47	0.28	0.55	-0.36	-0.16	-0.10	0.13	-0.06	0.21

Source: Bloomberg and Markit as at end-May 2022

Asia bonds can also help investors looking to diversify their portfolios. The first column in Chart 9 shows the correlations between Asia bonds and their peers; Asia bonds have a relatively low correlation to other bonds and can therefore serve as a good asset class for diversification.

**Chart 9: Correlations between Asia bonds and their peers**

	iBoxx Asia	UST	WGBI	JGB	Bunds
iBoxx Asia	1				
UST	0.28	1			
WGBI	0.51	0.73	1		
JGB	0.34	0.61	0.8	1	
Bunds	0.44	0.49	0.9	0.6	1

Source: Bloomberg and Markit as at end-May 2022

**Closing comments**

We believe that the market has priced in most of the Fed’s tightening; with UST yields facing less upward pressure in the second half of 2022 as inflation expectations appear to be stabilizing amid a less optimistic outlook for global growth. Oil is a key risk, although it is worth noting that we have started to see a correction in commodity prices. Barring further escalation of geopolitical tensions or oil price spikes, we see US dollar strength dissipating and lending support to Asian currencies. Most of the inflation we are seeing in Asia is supply-side driven, which is mainly related to food and energy prices with demand-side factors playing a relatively limited role. Within Asia, we see monetary normalisation starting to take divergent paths. This means there are opportunities in Asia for actively managed bond strategies; most importantly, we believe that Asian government bond yields are looking attractive after the recent market adjustments. In sum, we are now relatively more constructive in duration positioning across Asia local bond markets.

**Important information:** This document is prepared by Nikko Asset Management Co., Ltd. and/or its affiliates (**Nikko AM**) and is for distribution only under such circumstances as may be permitted by applicable laws. This document does not constitute personal investment advice or a personal recommendation and it does not consider in any way the objectives, financial situation or needs of any recipients. All recipients are recommended to consult with their independent tax, financial and legal advisers prior to any investment.

This document is for information purposes only and is not intended to be an offer, or a solicitation of an offer, to buy or sell any investments or participate in any trading strategy. Moreover, the information in this document will not affect Nikko AM's investment strategy in any way. The information and opinions in this document have been derived from or reached from sources believed in good faith to be reliable but have not been independently verified. Nikko AM makes no guarantee, representation or warranty, express or implied, and accepts no responsibility or liability for the accuracy or completeness of this document. No reliance should be placed on any assumptions, forecasts, projections, estimates or prospects contained within this document. This document should not be regarded by recipients as a substitute for the exercise of their own judgment. Opinions stated in this document may change without notice.

In any investment, past performance is neither an indication nor guarantee of future performance and a loss of capital may occur. Estimates of future performance are based on assumptions that may not be realised. Investors should be able to withstand the loss of any principal investment. The mention of individual securities, sectors, regions or countries within this document does not imply a recommendation to buy or sell.

Nikko AM accepts no liability whatsoever for any loss or damage of any kind arising out of the use of all or any part of this document, provided that nothing herein excludes or restricts any liability of Nikko AM under applicable regulatory rules or requirements.

All information contained in this document is solely for the attention and use of the intended recipients. Any use beyond that intended by Nikko AM is strictly prohibited.

**Japan:** The information contained in this document pertaining specifically to the investment products is not directed at persons in Japan nor is it intended for distribution to persons in Japan. Registration Number: Director of the Kanto Local Finance Bureau (Financial Instruments firms) No. 368 Member Associations: The Investment Trusts Association, Japan/Japan Investment Advisers Association.

**United Kingdom and rest of Europe:** This document is communicated by Nikko Asset Management Europe Ltd, which is authorised and regulated in the United Kingdom by the Financial Conduct Authority (the FCA) (FRN 122084). This document constitutes a financial promotion for the purposes of the Financial Services and Markets Act 2000 (as amended) (FSMA) and the rules of the FCA in the United Kingdom, and is directed at professional clients as defined in the FCA Handbook of Rules and Guidance.

**United States:** This document may not be duplicated, quoted, discussed or otherwise shared without prior consent. Any offering or distribution of a Fund in the United States may only be conducted via a licensed and registered broker-dealer or a duly qualified entity. Nikko Asset Management Americas, Inc. is a United States Registered Investment Adviser.

**Singapore:** This document is for information to institutional investors as defined in the Securities and Futures Act (Chapter 289), and intermediaries only. Nikko Asset Management Asia Limited (Co. Reg. No. 198202562H) is regulated by the Monetary Authority of Singapore.

**Hong Kong:** This document is for information to professional investors as defined in the Securities and Futures Ordinance, and intermediaries only. The contents of this document have not been reviewed by the Securities and Futures Commission or any regulatory authority in Hong Kong. Nikko Asset Management Hong Kong Limited is a licensed corporation in Hong Kong.

**New Zealand:** This document is issued in New Zealand by Nikko Asset Management New Zealand Limited (Company No. 606057, FSP22562). It is for the use of wholesale clients, researchers, licensed financial advisers and their authorised representatives only.

**Kingdom of Bahrain:** The document has not been approved by the Central Bank of Bahrain which takes no responsibility for its contents. No offer to the public to purchase the Strategy will be made in the Kingdom of Bahrain and this document is intended to be read by the addressee only and must not be passed to, issued to, or shown to the public generally.

**Kuwait:** This document is not for general circulation to the public in Kuwait. The Strategy has not been licensed for offering in Kuwait by the Kuwaiti Capital Markets Authority or any other relevant Kuwaiti government agency. The offering of the Strategy in Kuwait on the basis a private placement or public offering is, therefore, restricted in accordance with Decree Law No. 7 of 2010 and the bylaws thereto (as amended). No private or public offering of the Strategy is being made in Kuwait, and no agreement relating to the sale of the Strategy will be concluded in Kuwait. No marketing or solicitation or inducement activities are being used to offer or market the Strategy in Kuwait.

**Kingdom of Saudi Arabia:** This document is communicated by Nikko Asset Management Europe Ltd (Nikko AME), which is authorised and regulated by the Financial Services and Markets Act 2000 (as amended) (FSMA) and the rules of the Financial Conduct Authority (the FCA) in the United Kingdom (the FCA Rules). This document should not be reproduced, redistributed, or sent directly or indirectly to any other party or published in full or in part for any purpose whatsoever without a prior written permission from Nikko AME.

This document does not constitute investment advice or a personal recommendation and does not consider in any way the suitability or appropriateness of the subject matter for the individual circumstances of any recipient. In providing a person with this document, Nikko AME is not treating that person as a client for the purposes of the FCA Rules other than those relating to financial promotion and that person will not therefore benefit from any protections that would be available to such clients.

Nikko AME and its associates and/or its or their officers, directors or employees may have or have had positions or material interests, may at any time make purchases and/or sales as principal or agent, may provide or have provided corporate finance services to issuers or may provide or have provided significant advice or investment services in any investments referred to in this document or in related investments. Relevant confidential information, if any, known within any company in the Nikko AM group or Sumitomo Mitsui Trust Holdings group and not available to Nikko AME because of regulations or internal procedure is not reflected in this document. The investments mentioned in this document may not be eligible for sale in some states or countries, and they may not be suitable for all types of investors.

**Oman:** The information contained in this document neither constitutes a public offer of securities in the Sultanate of Oman as contemplated by the Commercial companies law of Oman (Royal decree 4/74) or the Capital Markets Law of Oman (Royal Decree 80/98, nor does it constitute an offer to sell, or the solicitation of any offer to buy non-Omani securities in the Sultanate of Oman as contemplated by Article 139 of the Executive Regulations to the Capital Market law (issued by Decision No. 1/2009). This document is not intended to lead to the conclusion of any contract of whatsoever nature within the territory of the Sultanate of Oman.

**Qatar (excluding QFC):** The Strategies are only being offered to a limited number of investors who are willing and able to conduct an independent investigation of the risks involved in an investment in such Strategies. The document does not constitute an offer to the public and should not be reproduced, redistributed, or sent directly or indirectly to any other party or published in full or in part for any purpose whatsoever without a prior written permission from Nikko Asset Management Europe Ltd (Nikko AME). No transaction will be concluded in your jurisdiction and any inquiries regarding the Strategies should be made to Nikko AME.

**United Arab Emirates (excluding DIFC):** This document and the information contained herein, do not constitute, and is not intended to constitute, a public offer of securities in the United Arab Emirates and accordingly should not be construed as such. The Strategy is only being offered to a limited number of investors in the UAE who are (a) willing and able to conduct an independent investigation of the risks involved in an investment in such Strategy, and (b) upon their specific request.

The Strategy has not been approved by or licensed or registered with the UAE Central Bank, the Securities and Commodities Authority or any other relevant licensing authorities or governmental agencies in the UAE. This document is for the use of the named addressee only and should not be given or shown to any other person (other than employees, agents or consultants in connection with the addressee's consideration thereof).

No transaction will be concluded in the UAE and any inquiries regarding the Strategy should be made to Nikko Asset Management Europe Ltd.

**Republic of Korea:** This document is being provided for general information purposes only, and shall not, and under no circumstances is, to be construed as, an offering of financial investment products or services. Nikko AM is not making any representation with respect to the eligibility of any person to acquire any financial investment product or service. The offering and sale of any financial investment product is subject to the applicable regulations of the Republic of Korea. Any interests in a fund or collective investment scheme shall be sold after such fund is registered under the private placement registration regime in accordance with the applicable regulations of the Republic of Korea, and the offering of such registered fund shall be conducted only through a locally licensed distributor.