



# ASIAN FIXED INCOME OUTLOOK

July 2017

## Summary

- US Treasury (UST) yields were range-bound for the most part of June, before surging in the last few days of the month. The US Federal Reserve (Fed) raised interest rates by 25 basis points (bps), despite soft inflation data. Overall, 10-year UST yields ended the month at 2.30%, about 10 bps higher compared to the previous month.
- The Indian central bank kept its interest rates unchanged in June, but lowered its forecasts for inflation and growth for the fiscal year. Meanwhile, headline CPI inflation declined to a record low of 2.18% year-on-year in May, driven by softer food prices.
- In a landmark step for China's integration into the global financial system, index provider MSCI announced the inclusion of Chinese stocks in its global benchmark equity index.
- Overall, Asian credits registered gains in June. Carry was the key contributor to returns, as US yields climbed. Asian high-grade returned 0.26%, while Asian high-yield corporates returned 0.04%.
- China's banking regulator reportedly stepped up scrutiny of firms which have recently expanded aggressively into overseas markets, dampening sentiment towards Chinese high-yield names.
- The number of new deals jumped in June, with the pick-up concentrated in high-yield. There were 21 new issues worth around USD 10.3bn in the high-grade space, while the high-yield space saw 29 new issues amounting to USD 17.1bn.
- The Fed's inclination to stay on a gradual tightening path should be supportive of high yielders such as Indonesian and Indian bonds. S&P's upgrade of Indonesia reaffirms positive sentiment towards Indonesian bonds and may

potentially translate to lower funding costs. Liberalisation in hedging regulations and lower political risk in Malaysia have also resulted in increased flows into the country. Meanwhile, we remain cautious on Philippine bonds. On the currency front, Indonesian Rupiah (IDR) and Indian Rupee (INR) are expected to outperform while the rally in Malaysian Ringgit (MYR) is expected to continue. Conversely, the narrowing current account surplus is likely to drag on the Philippine Peso (PHP).

- Volatility in UST yields has increased, on the back of the hawkish tilt of recent statements made by a number of key central bankers. However, continued regional demand for USD Asian credit and positive flows into emerging market (EM) hard currency bonds should support the market.

## Asian Rates and FX

### Market Review

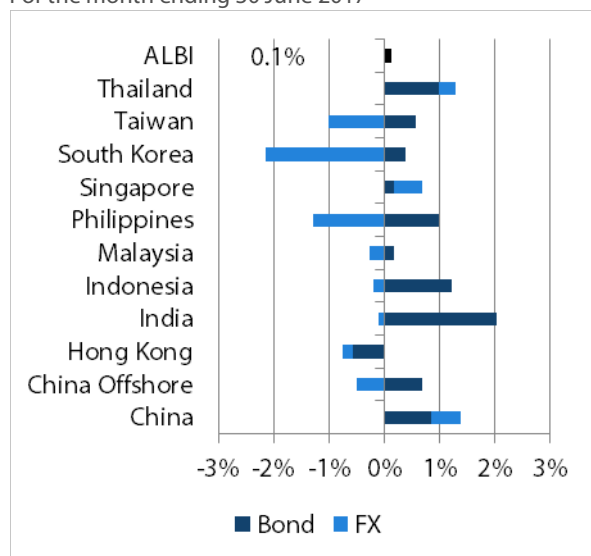
#### US Federal Reserve raised interest rates

US Treasury (UST) yields were trading range-bound for the most part of June, before surging in the last few days of the month. Political news in the US and the surprising results of the UK general election at the start of the period had a minor impact on markets. The US Federal Reserve (Fed) subsequently raised interest rates by 25 basis points (bps), despite soft US inflation data. Details of its balance sheet normalisation plan were provided, with Fed Chairperson Janet Yellen saying that the process could start "relatively soon".

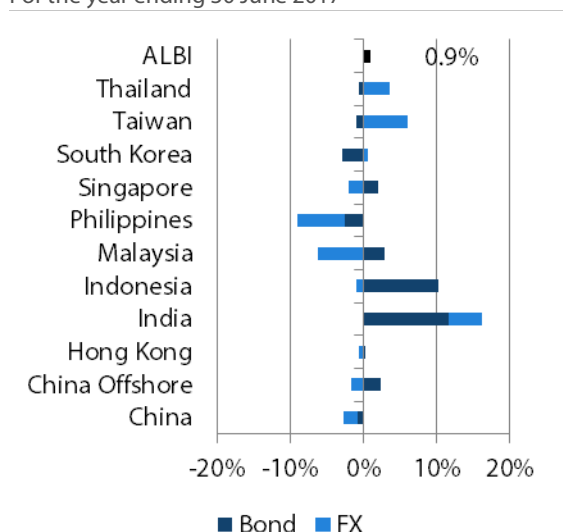
Meanwhile, oil prices fell sharply, as fears of oversupply escalated amid a significant increase in Libya's oil production. Towards the end of the month, yields surged, prompted by comments from European Central Bank (ECB) President Mario Draghi suggesting that the ECB could be ready to reduce its bond-buying programme. Overall, 10-year UST yields ended the month at 2.30%, about 10 bps higher compared to the previous month.

Markit iBoxx Asian Local Bond Index (ALBI)

For the month ending 30 June 2017



For the year ending 30 June 2017



Source: Markit iBoxx Asian Local Currency Bond Indices, Bloomberg, 30 June 2017

Note: Bond returns refer to ALBI indices quoted in local currencies while FX refers to local currency movement against USD. Returns are based on historical prices. Past performance is not necessarily indicative of future performance.

- Reserve Bank of India (RBI) revised inflation and growth outlooks lower

The Indian central bank kept interest rates unchanged in June, but lowered its forecasts for inflation and growth prints for the Fiscal Year (FY). The RBI now expects inflation for the first half of FY2018 (which ends in March next year) to register 2.0-3.5%, from an earlier forecast of 4.5%. For the second half of the same FY, it sees inflation printing between 3.5-4.5% (from 5%). It also slightly lowered its expectation of FY2018 gross value added (GVA) growth to 7.3% from 7.4%. The minutes of the RBI meeting revealed that although most members of the monetary policy committee acknowledged the benign inflation outlook, a majority is uncertain of its sustainability. Meanwhile,

headline CPI inflation declined to 2.18% year-on-year (YoY) – the lowest on record - in May, with the moderation driven mainly by continued softening in food prices.

- China to sell USD government bonds; MSCI adds A-shares to global benchmark equity index

China's Ministry of Finance announced that it will be selling RMB 14bn worth of CNH bonds and RMB 2bn worth of USD denominated bonds in 2017. Half of the planned Dim Sum bonds will be offered in the first half, with the remainder to be sold in the second half of the year. Issuance of USD denominated bonds – the first since 2004 - will be conducted in the latter half of 2017. Meanwhile, global index provider MSCI announced that it would include Chinese stocks in its global benchmark equity index for the first time – a landmark step for China's integration into the global financial system. MSCI cited improved accessibility of the China A-share market as a result of the stock connect programme, as well as the easing of pre-approval requirements for index-linked investment products, as factors for its decision.

Market Outlook

- Prefer Indian, Indonesian and Malaysian bonds; cautious on Philippine bonds

The Fed's inclination to stay on a gradual tightening path should be supportive of risk assets while capping the pace of increase in UST yields. Positive flows into emerging market bonds are likely to persist, as UST yields remain largely range-bound. Against such a backdrop, we foresee high yielders like Indian and Indonesian bonds outperforming. The upgrade on Indonesia by S&P gives it a full-investment grade rating. This will reaffirm positive sentiment towards Indonesian bonds, and may potentially translate to lower funding costs for the country in the longer run. We are cognizant that positioning is already heavy, but expect supportive macro and global liquidity conditions to continue to sustain demand.

In contrast, offshore investor positioning in Malaysian bonds is very light, following the exodus of funds after the US elections. Of late, there has been a turnaround in the flow picture for Malaysian assets, which we expect to persist for a while. Recent liberalisation in hedging regulations as well as lower political risk in Malaysia will help improve sentiment towards Malaysian bonds. Meanwhile, our cautious view on Philippine bonds remains. Against a backdrop of strong domestic demand, there is a risk of a further acceleration in inflation. This will negatively affect demand for Philippine bonds.

- Prefer INR, IDR and MYR; cautious on PHP

We maintain that high carry currencies such as the IDR and INR will continue to outperform among Asian currencies. Both countries have attracted greater foreign direct investment, resulting in marked improvement in their basic balances. Moreover, monetary authorities in both countries have built back their reserves, and are in a better position to manage currency volatility. The MYR in particular has rallied strongly, and we see it continuing to play catch-up to earlier gains in Asian FX. As mentioned, political risk in Malaysia has fallen. This,

together with strong economic activity, should further support demand for the currency. Meanwhile, the narrowing current account surplus is likely to drag on the PHP.

## Asian Credits

### Market Review

- Asian credits ended higher in June

Overall, Asian credits registered another positive month in June. Carry was the key contributor to returns, as US Treasury (UST) yields climbed. Asian high-grade returned 0.26%, while Asian high-yield corporates returned 0.04%. The underperformance of Asian high-yield was prompted by weaker commodity prices, continued concerns about the implications of China's financial deleveraging, and heavy supply within the space.

- CBRC stepped up scrutiny of select companies; South Korea announced a KRW 11tn supplementary budget

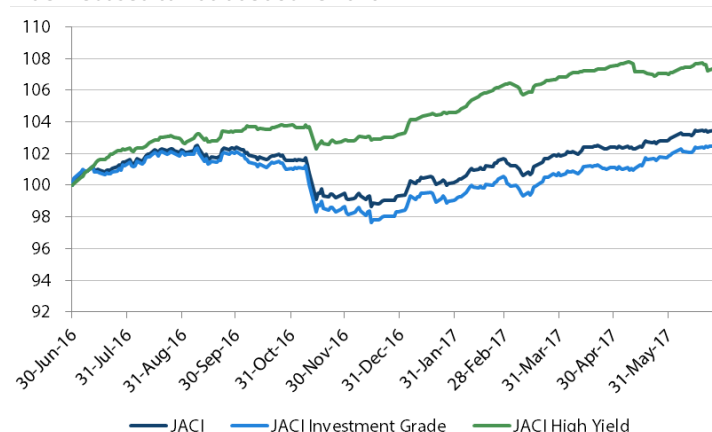
The China Banking Regulatory Commission (CBRC) reportedly increased its scrutiny of Chinese firms which have aggressively expanded into overseas markets in recent years. According to reports, policymakers requested that some banks provide details of overseas loans made to companies including Dalian Wanda Group, Anbang Insurance Group, and Fosun International. The news dampened sentiment towards Chinese high-yield names, causing spreads to significantly widen. Meanwhile, South Korean President Moon Jae-in proposed a KRW 11tr supplementary budget. Notably, the bulk of the package is allocated to increasing employment within the public and social services sectors, as the president tries to deliver on his key election promise of creating more than 800,000 public sector jobs.

- A jump in primary market activity

The month saw a jump in the number of new deals, with the pick-up concentrated within high-yield. There were 21 new issues worth around USD 10.3bn in the high-grade space. Meanwhile, the high-yield space saw 29 new issues amounting to USD 17.1bn. This included large multi-tranche issues from Chinese property companies China Evergrande and Kaisa Group Holdings. Evergrande raised USD 6.62bn (with USD 3.8bn for refinancing) and Kaisa raised USD 3.5bn (with USD 2.7bn for refinancing).

### JP Morgan Asia Credit Index (JACI)

Index rebased to 100 at 30 June 2016



Note: Returns in USD. Past performance is not necessarily indicative of future performance. Source: JP Morgan, 30 June 2017

### Market Outlook

- Focus on China deleveraging and treasury volatility to dictate returns

Volatility in UST yields has increased, on the back of the hawkish tilt of recent statements made by a number of key central bankers. This could potentially lead to some market volatility. In addition, with the deleveraging process ongoing in China, the rise in onshore yields has made offshore USD China credit yields less compelling than before. This, along with the recent appreciation in the RMB, could also dampen some demand for USD credits if expectations for continued RMB depreciation are tempered.

- Demand for Asia credit to remain supportive but supply could weigh on technicals

However, continued regional demand for USD Asian credit and positive flows into emerging market (EM) hard currency bonds should support the market. For high-yield, in particular China property, after the heavy issuance from Evergrande and Kaisa, it may take some time before technicals in this space stabilise.

## Important Information

This document is prepared by Nikko Asset Management Co., Ltd. and/or its affiliates (**Nikko AM**) and is for distribution only under such circumstances as may be permitted by applicable laws. This document does not constitute investment advice or a personal recommendation and it does not consider in any way the suitability or appropriateness of the subject matter for the individual circumstances of any recipient.

This document is for information purposes only and is not intended to be an offer, or a solicitation of an offer, to buy or sell any investments or participate in any trading strategy. Moreover, the information in this material will not affect Nikko AM's investment strategy in any way. The information and opinions in this document have been derived from or reached from sources believed in good faith to be reliable but have not been independently verified. Nikko AM makes no guarantee, representation or warranty, express or implied, and accepts no responsibility or liability for the accuracy or completeness of this document. No reliance should be placed on any assumptions, forecasts, projections, estimates or prospects contained within this document. This document should not be regarded by recipients as a substitute for the exercise of their own judgment. Opinions stated in this document may change without notice.

In any investment, past performance is neither an indication nor guarantee of future performance and a loss of capital may occur. Estimates of future performance are based on assumptions that may not be realised. Investors should be able to withstand the loss of any principal investment. The mention of individual stocks, sectors, regions or countries within this document does not imply a recommendation to buy or sell.

Nikko AM accepts no liability whatsoever for any loss or damage of any kind arising out of the use of all or any part of this document, provided that nothing herein excludes or restricts any liability of Nikko AM under applicable regulatory rules or requirements.

All information contained in this document is solely for the attention and use of the intended recipients. Any use beyond that intended by Nikko AM is strictly prohibited.

**Japan:** The information contained in this document pertaining specifically to the investment products is not directed at persons in Japan nor is it intended for distribution to persons in Japan. Registration Number: Director of the Kanto Local Finance Bureau (Financial Instruments firms) No. 368 Member Associations: The Investment Trusts Association, Japan/Japan Investment Advisers Association/Japan Securities Dealers Association.

**United Kingdom and rest of Europe:** This document constitutes a financial promotion for the purposes of the Financial Services and Markets Act 2000 (as amended) (FSMA) and the rules of the Financial Conduct Authority (the FCA) in the United Kingdom (the FCA Rules).

This document is communicated by Nikko Asset Management Europe Ltd, which is authorised and regulated in the United Kingdom by the FCA (122084). It is directed only at (a) investment professionals falling within article 19 of the Financial Services and Markets Act 2000 (Financial Promotions) Order 2005, (as amended) (the Order) (b) certain high net worth entities within the meaning of article 49 of the Order and (c) persons to whom this document may otherwise lawfully be communicated (all such persons being referred to as relevant persons) and is only available to such persons and any investment activity to which it relates will only be engaged in with such persons.

**United States:** This document is for information purposes only and is not intended to be an offer, or a solicitation of an offer, to buy or sell any investments. This document should not be regarded as investment advice. This document may not be duplicated, quoted, discussed or otherwise shared without prior consent. Any offering or distribution of a Fund in the United States may only be conducted via a licensed and registered broker-dealer or a duly qualified entity. Nikko Asset Management Americas, Inc. is a United States Registered Investment Adviser.

**Singapore:** This document is for information only with no consideration given to the specific investment objective, financial situation and particular needs of any specific person. You should seek advice from a financial adviser before making any investment. In the event that you choose not to do so, you should consider whether the investment selected is suitable for you. Nikko Asset Management Asia Limited is a regulated entity in Singapore.

**Hong Kong:** This document is for information only with no consideration given to the specific investment objective, financial situation and particular needs of any specific person. You should seek advice from a financial adviser before making any investment. In the event that you choose not to do so, you should consider whether the investment selected is suitable for you. The contents of this document have not been reviewed by the Securities and Futures Commission or any regulatory authority in Hong Kong. Nikko Asset Management Hong Kong Limited is a licensed corporation in Hong Kong.

**Australia:** Nikko AM Limited ABN 99 003 376 252 (**Nikko AM Australia**) is responsible for the distribution of this information in Australia. **Nikko AM Australia** holds Australian Financial Services Licence No. 237563 and is part of the Nikko AM Group. This material and any offer to provide financial services are for information purposes only. This material does not take into account the objectives, financial situation or needs of any individual and is not intended to constitute personal advice, nor can it be relied upon as such. This material is intended for, and can only be provided and made available to, persons who are regarded as Wholesale Clients for the purposes of section 761G of the Corporations Act 2001 (Cth) and must not be made available or passed on to persons who are regarded as Retail Clients for the purposes of this Act. If you are in any doubt about any of the contents, you should obtain independent professional advice.

**New Zealand:** Nikko Asset Management New Zealand Limited (Company No. 606057, FSP22562) is the licensed Investment Manager of Nikko AM NZ Investment Scheme and the Nikko AM NZ Wholesale Investment Scheme.

This material is for the use of researchers, financial advisers and wholesale investors (in accordance with Schedule 1, Clause 3 of the Financial Markets Conduct Act 2013 in New Zealand). This material has been prepared without taking into account a potential investor's objectives, financial situation or needs and is not intended to constitute personal financial advice, and must not be relied on as such. Recipients of this material, who are not wholesale investors, or the named client, or their duly appointed agent, should consult an Authorised Financial Adviser and the relevant Product Disclosure Statement or Fund Fact Sheet (available on our website [www.nikkoam.co.nz](http://www.nikkoam.co.nz)).

**Kingdom of Bahrain:** The document has not been approved by the Central Bank of Bahrain which takes no responsibility for its contents. No offer to the public to purchase the Strategy will be made in the Kingdom of Bahrain and this document is intended to be read by the

addressee only and must not be passed to, issued to, or shown to the public generally.

**Kuwait:** This document is not for general circulation to the public in Kuwait. The Strategy has not been licensed for offering in Kuwait by the Kuwaiti Capital Markets Authority or any other relevant Kuwaiti government agency. The offering of the Strategy in Kuwait on the basis a private placement or public offering is, therefore, restricted in accordance with Decree Law No. 7 of 2010 and the bylaws thereto (as amended). No private or public offering of the Strategy is being made in Kuwait, and no agreement relating to the sale of the Strategy will be concluded in Kuwait. No marketing or solicitation or inducement activities are being used to offer or market the Strategy in Kuwait.

**Kingdom of Saudi Arabia:** This document is communicated by Nikko Asset Management Europe Ltd (Nikko AME), which is authorised and regulated by the Financial Services and Markets Act 2000 (as amended) (FSMA) and the rules of the Financial Conduct Authority (the FCA) in the United Kingdom (the FCA Rules). This document should not be reproduced, redistributed, or sent directly or indirectly to any other party or published in full or in part for any purpose whatsoever without a prior written permission from Nikko AME.

This document does not constitute investment advice or a personal recommendation and does not consider in any way the suitability or appropriateness of the subject matter for the individual circumstances of any recipient. In providing a person with this document, Nikko AME is not treating that person as a client for the purposes of the FCA Rules other than those relating to financial promotion and that person will not therefore benefit from any protections that would be available to such clients.

Nikko AME and its associates and/or its or their officers, directors or employees may have or have had positions or material interests, may at any time make purchases and/or sales as principal or agent, may provide or have provided corporate finance services to issuers or may provide or have provided significant advice or investment services in any investments referred to in this document or in related investments. Relevant confidential information, if any, known within any company in the Nikko AM group or Sumitomo Mitsui Trust Bank group and not available to Nikko AME because of regulations or internal procedure is not reflected in this document. The investments mentioned in this document may not be eligible for sale in some states or countries, and they may not be suitable for all types of investors.

**Oman:** The information contained in this document neither constitutes a public offer of securities in the Sultanate of Oman as contemplated by the Commercial companies law of Oman (Royal decree 4/74) or the Capital Markets Law of Oman (Royal Decree 80/98), nor does it constitute an offer to sell, or the solicitation of any offer to buy non-Omani securities in the Sultanate of Oman as contemplated by Article 139 of the Executive Regulations to the Capital Market law (issued by Decision No. 1/2009). This document is not intended to lead to the conclusion of any contract of whatsoever nature within the territory of the Sultanate of Oman.

**Qatar (excluding QFC):** The Strategies are only being offered to a limited number of investors who are willing and able to conduct an independent investigation of the risks involved in an investment in such Strategies. The document does not constitute an offer to the public and should not be reproduced, redistributed, or sent directly or indirectly to any other party or published in full or in part for any purpose whatsoever without a prior written permission from Nikko Asset Management Europe Ltd (Nikko AME). No transaction will be

concluded in your jurisdiction and any inquiries regarding the Strategies should be made to Nikko AME.

**United Arab Emirates (excluding DIFC):** This document and the information contained herein, do not constitute, and is not intended to constitute, a public offer of securities in the United Arab Emirates and accordingly should not be construed as such. The Strategy is only being offered to a limited number of investors in the UAE who are (a) willing and able to conduct an independent investigation of the risks involved in an investment in such Strategy, and (b) upon their specific request.

The Strategy has not been approved by or licensed or registered with the UAE Central Bank, the Securities and Commodities Authority or any other relevant licensing authorities or governmental agencies in the UAE. This document is for the use of the named addressee only and should not be given or shown to any other person (other than employees, agents or consultants in connection with the addressee's consideration thereof).

No transaction will be concluded in the UAE and any inquiries regarding the Strategy should be made to Nikko Asset Management Europe Ltd.