

GLOBAL FIXED INCOME & CREDIT OUTLOOK

August 2016

Recent Developments

Fixed Income

In developed markets, global bonds have benefited from recent flows out of Japan into positive-yielding markets. The New Zealand and Canadian economies face continued pressure and a September US rate rise is now looking more unlikely. We maintain the view that there is a positive environment for emerging markets.

Credit

Global credit markets have been remarkably quiet over the past four weeks, although de-linkage of spreads and fundamentals continued in August. However, central bank support and attractive relative value opportunities keep us optimistic for the rest of the year.

Key Views

- Markets benefiting from Japanese flows
- Bank of England (BoE) quantitative easing (QE) programme should benefit the market
- Pressure on Canadian central bank to intervene
- September US rate hike unlikely
- Positive current environment for emerging markets (EMs)

Developed Markets

Global bonds benefiting from Japan flows

Global bond markets appear to be benefiting from flows out of Japan into other markets that generate a positive currency-hedged yield. As a result, we are constructive on longer maturity bonds although we struggle to see how current yields can be sustainable in the medium term.

With our conviction call in longer-dated Swedish bonds generating significant returns in recent months, we have moved part of that allocation towards the UK. Although longer maturity gilts have already rallied strongly (given the delay in Brexit) and there are signs that growth may not be as weak as previously expected, the BoE's new QE programme should support the market and investors who are targeting the German/UK spread, which we expect to contract further.

Pressure on New Zealand and Canada

We continue to hold a negative outlook on currencies of New Zealand and Canada. The Reserve Bank of New Zealand has cut interest rates by 50 basis points (bps) so far in 2016 and further rate cuts are expected. In Canada, weak economic growth is likely to place increasing pressure on the central bank to intervene in coming months.

Federal Reserve rate rise dilemma

We marginally reduced our overweight in the US dollar. Although it is still possible that the Federal Reserve (Fed) will raise interest rates in September, we believe it is more likely that it will wait until the end of the year, following the Presidential election. However, the Fed is still the most likely developed market central bank to surprise the market with a hawkish move and so we have maintained a duration underweight to US Treasuries, counterbalanced by overweights to other regions.

Global Fixed Income

Current Views

	August 2016	
	FX	Duration
USA	OW	UW
Australia	OW	OW
New Zealand	UW	OW
UK	UW	OW
Canada	UW	OW
Sweden	N	OW
Norway	OW	N
Euro	UW	N
Malaysia	N	N
Mexico	OW	OW
Poland	N	OW
Singapore	UW	UW
South Africa	OW	OW

FX—Foreign exchange. OW—Overweight. UW—Underweight. N—Neutral.

Emerging Markets

Positive current environment for EMs

Our top-down process continues to indicate a positive environment for EMs, so we remain overweight in aggregate.

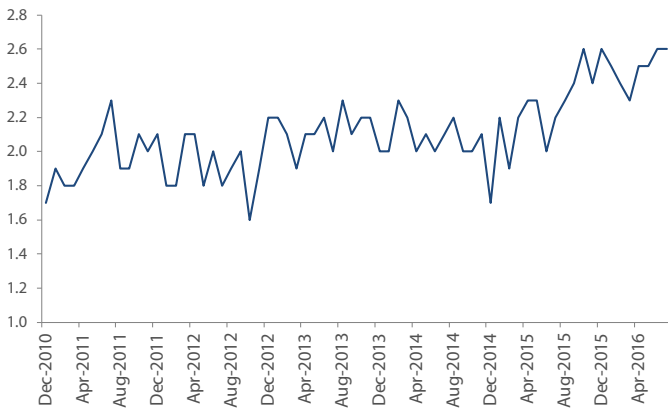
Concerns in South Africa

We moved tactically neutral in South Africa at our previous meeting. However, we transitioned back to an overweight position at our recent meeting as the Rand fell back from its highs due to concerns over a corruption investigation of Finance Minister Gordhan. Conversely, we cut Poland to a neutral position.

Discussion Points

The US labour market continues to tighten and this is now clearly feeding into higher wages. Average hourly earnings have started to accelerate, which we expect to lead to higher inflation in the medium term. This is one reason why it is possible that the Fed could surprise with a September hike.

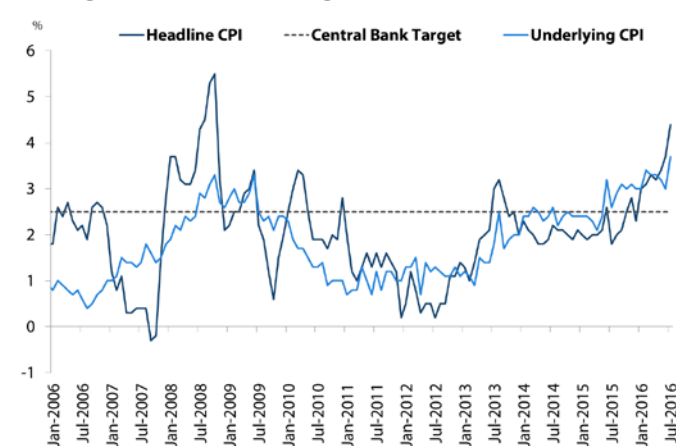
US average hourly earnings YoY% growth



Source: Bloomberg

Both core and headline inflation in Norway are rising sharply. The central bank, however, is hamstrung by the European Central Bank's (ECB's) negative interest rate policy. As a result, we are more cautious on Norwegian bonds, which we have downgraded to neutral.

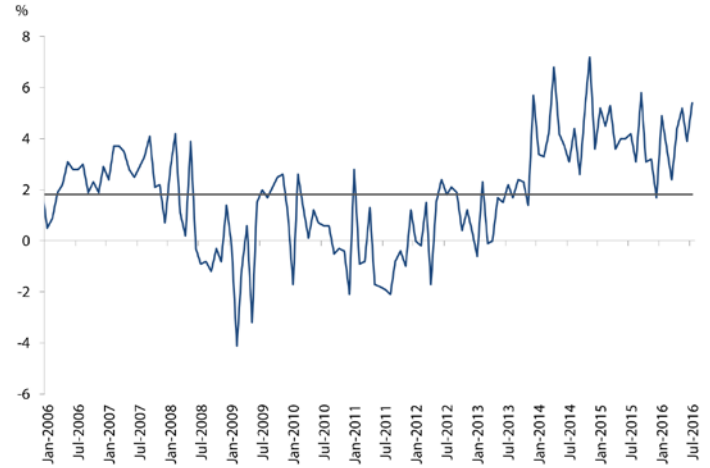
Norwegian inflation vs. target (%)



Source: Bloomberg

We are more positive on the UK bond market given the BoE's QE programme. The economy appears to be holding up better than initially expected, with consumers so far showing few signs of concern about the Brexit vote.

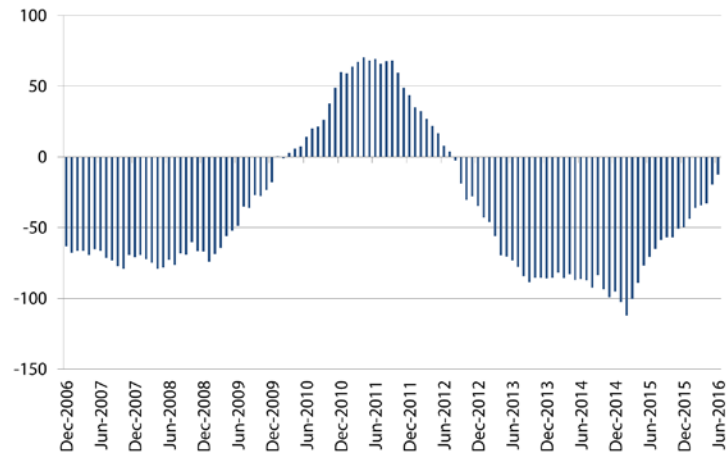
UK retail sales (ex fuel) year-on-year (%)



Source: Bloomberg

South Africa's trade balance has improved gradually over time, although the country as a whole has poor fundamentals. However, as one of the highest Beta FX markets it can still perform well whilst EM FX is rallying.

South African 12-month trade balance (USD bn.)



Source: Bloomberg

Global Credit

Key Views

- Our view on Europe is now more neutral
- Currently, we are positioning our portfolios more defensively in terms of Asia
- Risk-adjusted spreads for US credit, investment-grade as well as high yield, still compensate for the increasing risks

Global credit markets were remarkably quiet in August, with positive performance for all major markets. Spreads continued to tighten, although weaker rate markets have had a small negative impact on total returns. The top performers during the month were US and Latin American high yield due to the high carry, combined with tighter spreads. In the investment-grade space, Asian and Latin American corporate bonds topped the performance table. Besides the main credit markets, UK credit delivered another strong month, as the BoE's QE programme met market expectations with the announcement of corporate bond purchases in the coming months.

Europe

Given the strong rally in credit over the past few months, our view on Europe is now more neutral. Europe has been one of our main overweight positions and positive economic fundamentals and strong technicals (inflows, the Corporate Sector Purchase Programme (CSPP), lack of new issues) still support investment in European credit. However, mixed micro data, several challenges ahead (such as the Italian referendum) and tight valuations make us more cautious. In particular, cyclical UK credits look expensive. Nevertheless, some areas of the European credit markets still offer value, such as non-financial hybrids, longer-dated corporate bonds (7-15 years.) and European high yield.

Japan

Japanese corporates reported weaker earnings in Q2 due to the stronger Yen. However, most credit profiles remain healthy and demand for assets that offer a pick up vs. Japanese government bonds (JGBs) continues to be solid.

US

In the US, the overall macro picture remains healthy and markets are currently speculating on a potential rate hike in September. Although such a move would be slightly negative for credit, we do not expect significant spread movement on the back of a rate hike. Of greater concern to us is the issue of weak corporate fundamentals. The increasing focus on shareholder value, a pickup in M&A activities and another lacklustre earning season are worrying. However, risk-adjusted spreads for US credit, investment-grade as well as high yield, still compensate for the increasing risks.

South America

Latin America is currently offering some areas of strength, such as Mexico, which is benefiting from strong domestic consumption. However, this is coupled with some areas of weakness, such as Chile (slow Q2 growth, given still weak copper prices) and Columbia (still struggling with the lower oil price). Brazil is still struggling with a deep recession, although some early signs of improvement can be observed. Nevertheless, the Brazilian stock market looks expensive and a set-back would weigh on credit spreads. We are continuing to gradually increase investment in Latin America and currently see value in selected telecommunications companies.

Australia

Australian markets are in need of an improvement in primary liquidity, but August saw even the supply of financial bonds dry up. If new issues increase in September, this could present investment opportunities in a market with solid fundamentals and fair valuation. In particular, non-financial offshore issuers could be of interest. In the secondary markets, we focus on the front end of the curve and real estate-related issuers.

Asia ex Japan

Tight valuations are not only affecting European markets. De-linkage of spreads and fundamentals are becoming a global theme and are also affecting our view on Asian credit. Although macroeconomic fundamentals still look strong, we feel that weaker micro data is not fully reflected in current spread levels. While some commodity-related corporates reported better performance for Q2, we view the last earnings season as rather weak. Nevertheless, the negative credit migration in Asian credit, accompanied by higher default rates, has stabilised and technicals remain strong, with positive inflows and slow supply. However, we currently prefer a more defensive portfolio view and see value in 6- to 10-year Chinese quasi-sovereigns.

Discussion Points

The ECB, via six European national central banks, has bought EUR 19.3 billion of corporate bonds (as of 26 August) since the start of the CSPP in June. The portfolio comprises 555 bonds from 189 issuers. Bond purchases so far have been in excess of original expectations and continued at a high run rate even during the slower summer months. This has helped to reduce volatility in the corporate bond market.

Since July, the ECB has regularly released an ISIN list of acquired bonds. Although volume information is not released, the focus of the CSPP has been primarily on infrastructure-related bonds (such as transportation and utilities). Initially, after the launch of the programme, ECB eligible bonds outperformed the broader market, but eligible bonds have struggled over recent weeks.

About the Global Fixed Income Team

Andre Severino*Co-Head of Global Fixed Income***Holger Mertens***Head Portfolio Manager, Global Credit, CFA***Steve Williams***Head Portfolio Manager, Core Markets***Raphael Marechal***Head Portfolio Manager, Global Emerging Markets***Simon Down***Senior Portfolio Manager, CFA*

About Nikko Asset Management

Nikko Asset Management, together with its investment advisory affiliates, has 206 investment professionals around the world and approximately USD 165.0 billion in assets under management or supervision as of 30 June 2016. Nikko Asset Management strives to provide outstanding long-term performance, service and a comprehensive suite of investment management solutions to a diverse client base, which includes governments, institutions, corporations and private individuals worldwide. For more information, please contact us using the details below or visit our website at www.nikkoam.co.uk

Contact Us

Nikko Asset Management Europe Ltd

1 London Wall, London, EC2Y 5AD

Phone: +44 (0)20 7796 9866

Fax: +44 (0)20 7796 9816

Email: Emarketing@nikkoam.com

Important Information

This document is prepared by Nikko Asset Management Co., Ltd. and/or its affiliates (**Nikko AM**) and is for distribution only under such circumstances as may be permitted by applicable laws. This document does not constitute investment advice or a personal recommendation and it does not consider in any way the suitability or appropriateness of the subject matter for the individual circumstances of any recipient.

This document is for information purposes only and is not intended to be an offer, or a solicitation of an offer, to buy or sell any investments or participate in any trading strategy. Moreover, the information in this material will not affect Nikko AM's investment strategy in any way. The information and opinions in this document have been derived from or reached from sources believed in good faith to be reliable but have not been independently verified. Nikko AM makes no guarantee, representation or warranty, express or implied, and accepts no responsibility or liability for the accuracy or completeness of this document. No reliance should be placed on any assumptions, forecasts, projections, estimates or prospects contained within this document. This document should not be regarded by recipients as a substitute for the exercise of their own judgment. Opinions stated in this document may change without notice.

In any investment, past performance is neither an indication nor a guarantee of future performance and a loss of capital may occur. Estimates of future performance are based on assumptions that may not be realised. Investors should be able to withstand the loss of any principal investment. The mention of individual stocks, sectors, regions or countries within this document does not imply a recommendation to buy or sell.

Nikko AM accepts no liability whatsoever for any loss or damage of any kind arising out of the use of all or any part of this document, provided that nothing herein excludes or restricts any liability of Nikko AM under applicable regulatory rules or requirements.

All information contained in this document is solely for the attention and use of the intended recipients. Any use beyond that intended by Nikko AM is strictly prohibited.

Japan: The information contained in this document pertaining specifically to the investment products is not directed at persons in Japan nor is it intended for distribution to persons in Japan. Registration Number: Director of the Kanto Local Finance Bureau (Financial Instruments firms) No. 368 Member Associations: The Investment Trusts Association, Japan/Japan Investment Advisers Association/Japan Securities Dealers Association.

United Kingdom and rest of Europe: This document constitutes a financial promotion for the purposes of the Financial Services and Markets Act 2000 (as amended) (FSMA) and the rules of the Financial Conduct Authority (the FCA) in the United Kingdom (the FCA Rules).

This document is communicated by Nikko Asset Management Europe Ltd, which is authorised and regulated in the United Kingdom by the FCA (122084). It is directed only at (a) investment professionals falling within article 19 of the Financial Services and Markets Act 2000 (Financial Promotions) Order 2005, (as amended) (the Order) (b) certain high net worth entities within the meaning of article 49 of the Order and (c) persons to whom this document may otherwise lawfully be communicated (all such persons being referred to as relevant persons) and is only available to such persons and any investment activity to which it relates will only be engaged in with such persons.

United States: This document is for information purposes only and is not intended to be an offer, or a solicitation of an offer, to buy or sell any investments. This document should not be regarded as investment advice. This document may not be duplicated, quoted, discussed or otherwise shared without prior consent. Any offering or distribution of a Fund in the United States may only be conducted via a licensed and registered broker-dealer or a duly qualified entity.

Singapore: This document is for information only with no consideration given to the specific investment objective, financial situation and particular needs of any specific person. You should seek advice from a financial adviser before making any investment. In the event that you choose not to do so, you should consider whether the investment selected is suitable for you.

Hong Kong: This document is for information only with no consideration given to the specific investment objective, financial situation and particular needs of any specific person. You should seek advice from a financial adviser before making any investment. In the event that you choose not to do so, you

should consider whether the investment selected is suitable for you. The contents of this document have not been reviewed by the Securities and Futures Commission or any regulatory authority in Hong Kong.

Australia: Nikko AM Limited ABN 99 003 376 252 (**Nikko AM Australia**) is responsible for the distribution of this information in Australia. **Nikko AM Australia** holds Australian Financial Services Licence No. 237563 and is part of the Nikko AM Group. This material and any offer to provide financial services are for information purposes only. This material does not take into account the objectives, financial situation or needs of any individual and is not intended to constitute personal advice, nor can it be relied upon as such. This material is intended for, and can only be provided and made available to, persons who are regarded as Wholesale Clients for the purposes of section 761G of the Corporations Act 2001 (Cth) and must not be made available or passed on to persons who are regarded as Retail Clients for the purposes of this Act. If you are in any doubt about any of the contents, you should obtain independent professional advice.

New Zealand: Nikko Asset Management New Zealand Limited (Company No. 606057, FSP22562) is the licensed Investment Manager of Nikko AM NZ Investment Scheme and the Nikko AM NZ Wholesale Investment Scheme.

This material is for the use of researchers, financial advisers and wholesale investors (in accordance with Schedule 1, Clause 3 of the Financial Markets Conduct Act 2013 in New Zealand). This material has been prepared without taking into account a potential investor's objectives, financial situation or needs and is not intended to constitute personal financial advice, and must not be relied on as such. Recipients of this material, who are not wholesale investors, or the named client, or their duly appointed agent, should consult an Authorised Financial Adviser and the relevant Product Disclosure Statement or Fund Fact Sheet (available on our website www.nikkoam.co.nz).